

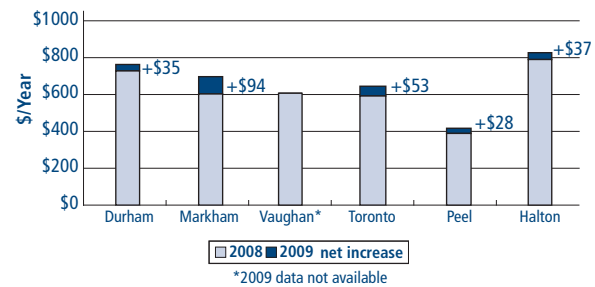
2009 Water and Wastewater Rates

Lowest Rates in the GTA

The Region of Peel continues to enjoy the lowest combined water and wastewater rates in the Greater Toronto Area. The Region's water and wastewater operations continue to be debt-free. That means your water and wastewater rates pay for services used, not interest on debt.

Residential homeowner combined water and wastewater utility bill

341 cubic metres or 75,000 gallons per annum



The following are the average dollar impacts of utility rate and tax rate increases for different types of customers.

Impact of utility and tax rate increases

	AVERAGE			
	Industrial	Commercial	Small business	Household
Consumption 10 cubic metres	216	284	73	34
2009 utility bill impact	\$177	\$234	\$60	\$28
CVA* value	\$1.4 million	\$1.4 million	\$500,000	\$342,100
2009 Regional levy impact	\$433	\$388	\$139	\$64

*Current Value Assessment

Water and Wastewater Rates

Effective with bills rendered on or after April 1, 2009, the water rate will increase by 12 per cent. There will be no increase to the wastewater rate.

Utility rate comparison

Per 10 cubic metres	2008	2009	Change
Water	\$6.4204	\$7.1908	12%
Wastewater	\$6.1333	\$6.1333	0%
Average increase			6%

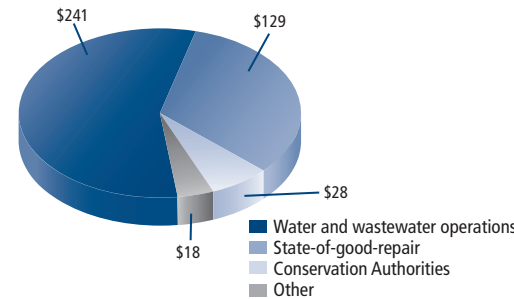
Customers with an average monthly consumption of more than 455 cubic metres (100,000 gallons) are billed monthly. All other accounts are billed quarterly.

For residential customers connected to the wastewater system with metered water service, the wastewater rate is applied to 85 per cent of total water consumption. This practice is designed to recognize uses such as lawn watering and swimming pool maintenance, where not all of the water is returned to the wastewater system.

To ensure the accuracy of your bill, please review the services that are charged to your account regarding your water and wastewater use. In addition to the regular water and wastewater rates, the Region also charges for related specific services.



How an average annual homeowner's utility bill (\$416) supports water and wastewater services



Water and Wastewater Operations

The Region of Peel operates two water treatment facilities and two wastewater treatment facilities, as well as pumping stations, reservoirs, watermains and sanitary sewers. The Region also ensures accuracy of over 286,000 water meters and timely delivery of water bills based on actual readings.

State-of-good-repair

The Region has an estimated \$12.3 billion of utility rate supported capital infrastructure. Reserves are maintained to ensure adequate funding is available to meet growth and to plan and invest in state-of-good-repair infrastructure needs.

Conservation Authorities

The Region actively supports Toronto and Region Conservation Authority and Credit Valley Conservation initiatives that reduce the effects of climate change due to greenhouse gas emissions.

Other

Corporate supports are required from Council, Executive Office, and Corporate Services in the provision of water and wastewater programs.

Service by the Numbers

- two state-of-the art water treatment facilities on Lake Ontario that utilize granular activated carbon and ozone for taste and odour control
- 15 pressure booster stations that move water to various distribution zones and reservoirs
- 16 municipal wells in five ground water systems that serve communities in the Town of Caledon with advanced ultraviolet disinfection and greensand filtration for iron and manganese removal
- 21 reservoirs/elevated tanks/standpipes that store water for peak system demands and emergencies
- over 3,600 kilometres of watermain
- over 38,000 valves and 22,000 hydrants to distribute water safely to homes and businesses and support fire suppression
- approximately 100,000 process tests and water samples taken annually to meet Ontario Drinking Water Regulations
- two state-of-the art wastewater treatment facilities
- 39 wastewater pumping stations
- over 3,000 kilometres of wastewater collection sewers
- over 40,000 access chambers to allow inline inspection and maintenance

For a list of water and wastewater service charges and payment methods, please call 905-791-8711 or visit www.peelregion.ca/waterbills.

2009 Tax Rate Information



2009 Tax Rate Information

Quality Services

The 2009 budget represents an appropriate balance between meeting the community's growing service demands while ensuring that limited resources are soundly managed. It supports additional social services for a rising number of residents who are feeling the effects of the current economic situation. It also provides for investments in infrastructure that will create new jobs. The Region remains fiscally strong and debt-free as it continues to deliver a broad range of services that help sustain the community's health and well being.

A Regional tax rate increase of 4.1 per cent, or \$64 per average household, supports policing, social housing, social services, garbage collection, conservation and other Regional services, in addition to the Region's share of provincially downloaded programs.

The Region works collaboratively with other governments, community agencies, service providers and businesses to address the needs of all residents and businesses in Brampton, Caledon and Mississauga.

Highlights of the 2009 Budget:

- 46 additional frontline police officers to maintain existing services
- 29,000 additional paramedic service hours to address increased call volumes and maintain response times
- 47,000 additional trips through TransHelp and Accessible Transportation Coordination Office
- homeless shelter expansion to include 48 emergency and 50 transitional beds
- Public Health service enhancements including expanded children's dental program
- early child development, literacy and parental drop-in programs
- strengthening the Peel Youth Violence Prevention Network
- enhanced investment in Conservation Authorities, specifically climate change initiatives
- additional investment in community services

Tax Supported Regional Programs and Services

Roads

- maintains 1,533 lane kilometres of major arterial roads, 24 hours a day, seven days a week

Transportation

- provides 340,000 transit trips for residents with disabilities

Conservation


- invests in Conservation Authorities, specifically climate change initiatives

Waste Management

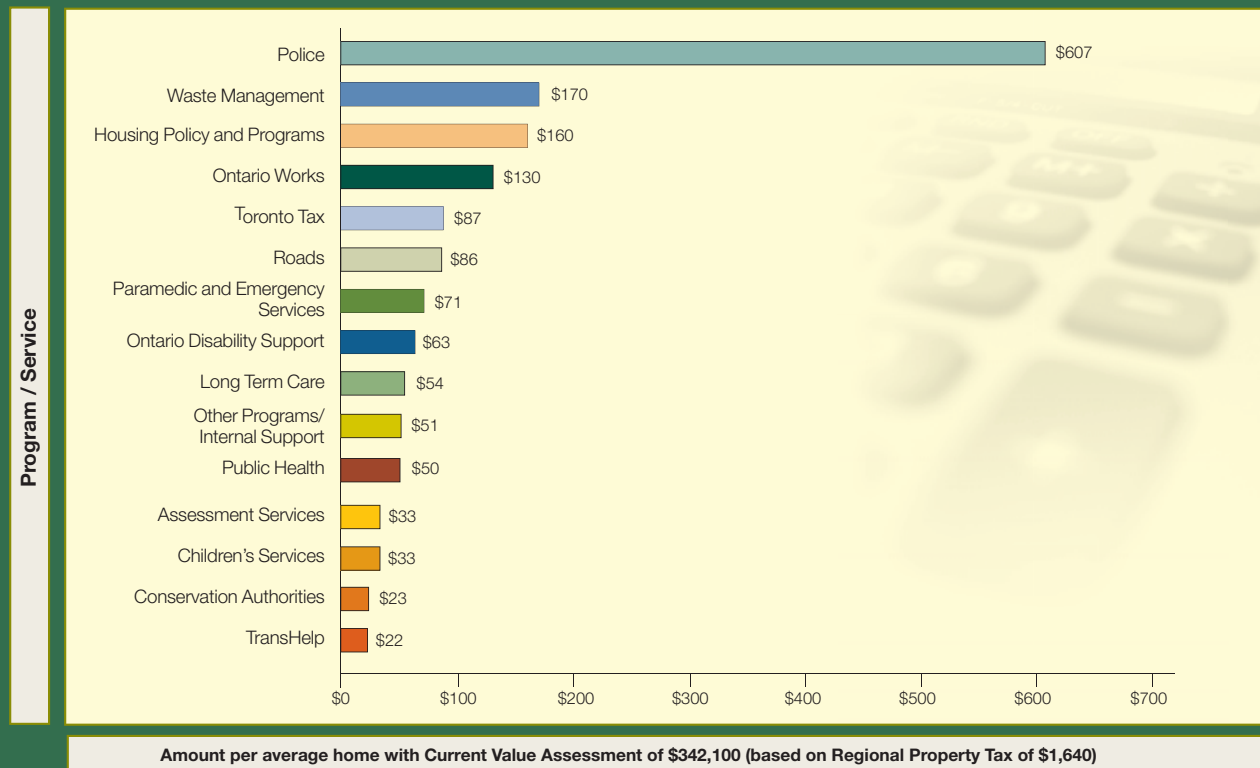
- collects and disposes of 490,000 tonnes of residential waste per year
- diverts 51 per cent of residential waste from landfill through recycling programs
- converts waste to energy to increase diversion rate to 70 per cent

Police

- provides policing services to residents businesses and visitors in a timely and efficient manner
- delivers crime prevention programs in neighbourhoods and schools



Region of Peel Distribution of 2009 Tax Dollars



Public Health

- provides a wide range of programs to prevent disease and promote health
- inspects over 7,100 facilities used by the public
- provides urgent dental care to 4,500 children from low-income households
- contacts all new mothers (16,000) to provide teaching, support and referrals to community resources

Paramedics

- responds to approximately 89,000 9-1-1 emergency calls to provide life-saving medical care
- operates 12 ambulance stations with 40 ambulances in service at peak times throughout Peel

Long Term Care

- provides medical care and services to over 700 residents in five long term care homes
- offers adult day services to clients from the community

Social Services

- serves over 139,000 clients annually
- provides social assistance to 10,000 families each month
- provides employment services to 7,400 clients each month
- provides emergency and transitional shelter and support to 11,000 individuals annually
- provides subsidized child care to 7,300 children and operates 12 child care centres
- invests in 40 community-based social and neighbourhood programs

Social Housing

- serves over 70,000 clients annually
- provides social housing to 7,200 households
- administers 15,000 social housing and rent supplement units

The Regional Municipality of Peel was incorporated in 1974 on the principle that certain community and infrastructure services are most cost-effectively administered over a larger geographic area. The Region of Peel serves more than one million residents in the Cities of Brampton and Mississauga and the Town of Caledon.

2009 Water and Wastewater Rates