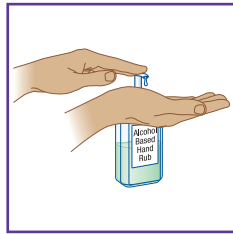


DROPLET AND CONTACT PRECAUTIONS

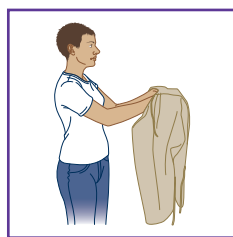
Donning Personal Protective Equipment (PPE)

1. Perform Hand Hygiene

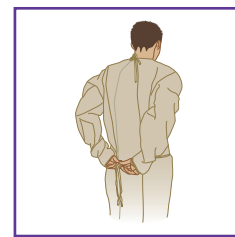
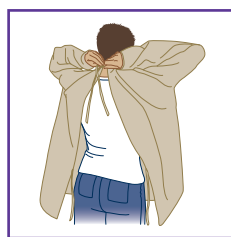


2. Gown

1. Put arms into sleeves

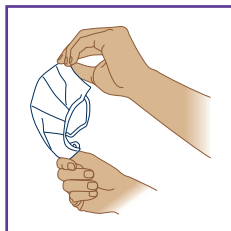


2. Secure ties at neck, then at waist




3. Mask


1. Open mask



2. Place mask over nose and mouth. Pull loops over ears or tie straps

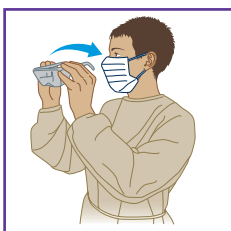


3. Pinch nose piece to secure mask into position



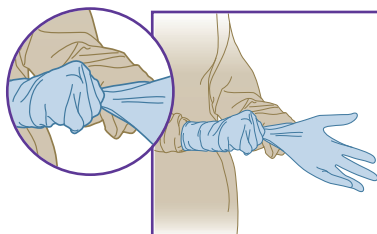
4. Protective Eyewear

1. Position eyewear over eyes and secure to head



5. Gloves

1. Apply gloves, pull gloves over gown sleeves


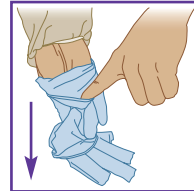
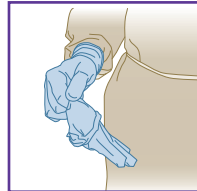
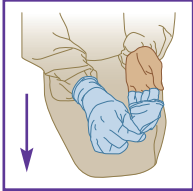


DROPLET AND CONTACT PRECAUTIONS

Removal of Personal Protective Equipment (PPE)

1. Gloves

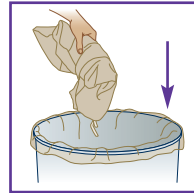
1. Pinch palm of one glove and pull glove off inside out
2. Hold inside-out glove with gloved hand
3. Slide finger of ungloved hand under the cuff of the gloved hand
4. Pull glove off inside out and discard both



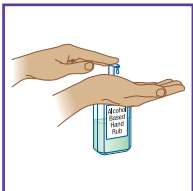
2. Gown

- *Outside of gown is contaminated. Do not touch.*

1. Unfasten ties and pull ties forward
2. Peel gown off shoulders and away
3. Turn the contaminated side towards the inside, bundle and discard



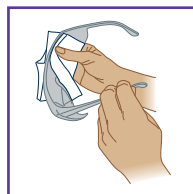
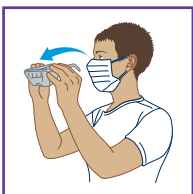
3. Perform Hand Hygiene



4. Protective Eyewear

- *Front of eyewear is contaminated. Do not touch.*

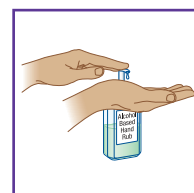
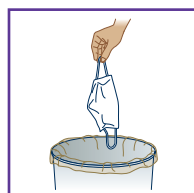
1. Use the earpieces, bands or straps to pull eyewear away from face
2. Clean and disinfect reusable eyewear before reuse or discard disposable eyewear



5. Mask

- *Front of mask is contaminated. Do not touch.*

1. Use the ear loops or ties to remove mask from face in a downward direction
2. Discard mask



6. Perform Hand Hygiene