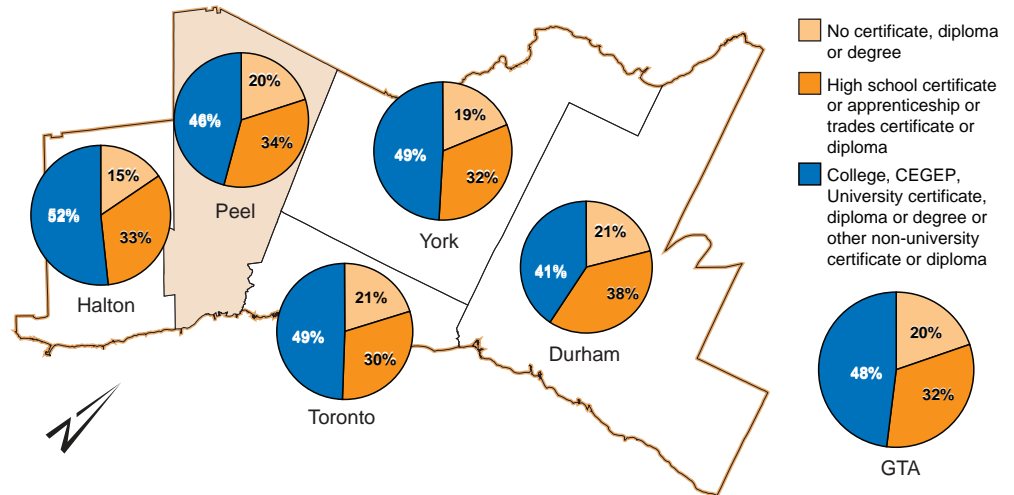


This bulletin summarizes the Education and Unpaid Labour aspects of the 2006 Census release on Labour Force Activity, Industry, Occupation, Education, Language Spoken at Work, Place of Work and Mode of Transportation to Work for Peel Region and the Greater Toronto Area. Data from the 2006 Census were collected on May 16, 2006. Direct comparisons of education data between the 2001 and 2006 Censuses are not immediately available due to the way that the data were released. According to the 2006 Census, 48% of the 4.5 million people age 15 years or older living in the GTA had some form of college or university education.

### Highlights

- In 2006, Peel had the second lowest percentage of people age 15 years and older with some form of college or university education in the GTA (46%)
- Within the GTA, Peel had the highest percentage of people age 25 to 64 years with postsecondary qualifications who had completed their studies outside of Canada (39%)
- One-fifth of Peel's residents age 15 years and older reported having no educational qualifications

**Total Population Age 15 Years and Older by Highest Level of Education in the GTA, 2006**



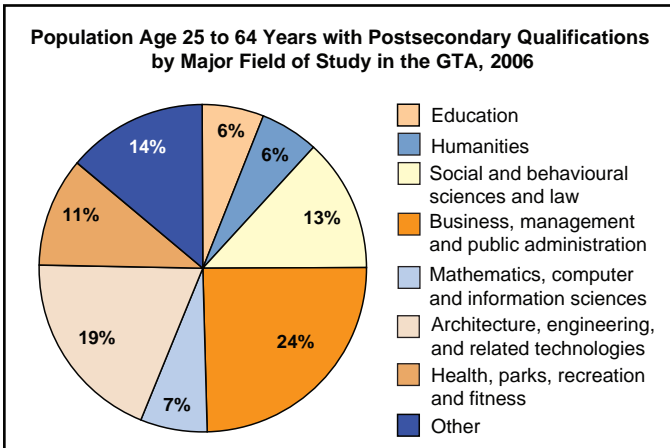
In 2006, Halton recorded the highest of percentage people age 15 years or older with a college or university education (52%), followed by Toronto and York (with 49% each), Peel (46%) and Durham (41%). In each GTA municipality, about one-third of the population age 15 years or older had obtained either a high school graduation certificate or an apprenticeship or trades certificate or diploma as their highest level of educational attainment. One-fifth (20%) of GTA residents had not obtained any educational qualifications. This figure varied from 16% in Halton to 21% in Durham.

In the GTA, the population age 65 years and older had much lower rates of people with some form of college or university

education (28%) than the population age 25 to 64 years (58%). The older age group also had a high percentage of people who had not obtained any educational qualifications (40%) compared to the younger age group (12%). The population age 15 to 24 had low rates of college or university qualifications as well. This is likely due to the fact that the majority of people in this category were still school-age when Census data were collected.

There were 3.1 million people age 25 to 64 years living in the GTA in 2006. Of these, 2.0 million people (or 65%) had some form of postsecondary (or "post high school") qualification. The most common postsecondary field of study for people age 25 to 64 years in the GTA was business, management and public administration (24%). The top field of study for males in the GTA was architecture, engineering and related technologies while the top field of study for females was business, management and public administration. Nearly one-third (32%) of GTA residents age 25 to 64 years with postsecondary qualifications completed their studies outside of Canada. This percentage was highest in Peel (39%), followed by Toronto (35%), York (29%), Halton (18%) and Durham (13%).

Almost 90% of the GTA's population age 15 years or older reported doing unpaid housework in 2006. The rates for unpaid childcare and unpaid care to seniors were 39% and 18% respectively. In the GTA, the number of people doing unpaid housework and childcare grew at the same rate as the population age 15 years or older from 2001 to 2006. However, the number of people providing unpaid care to seniors increased at a slower rate than the population in every GTA municipality.



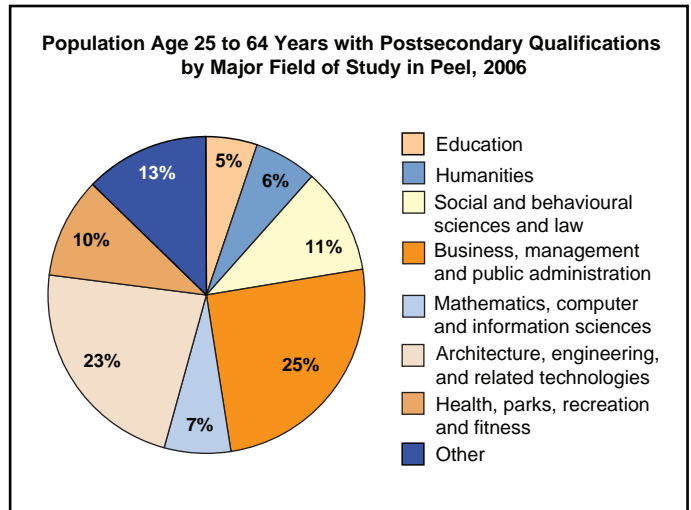
**Education and Unpaid Labour in the GTA, 2006**

Municipality	Population Age 15 Years and Older				Population Age 15 to 24 Years		Population Age 25 to 64 Years			Population Age 65 Years and Older		
	Number in 2006	% of population who spent some time doing or providing			Number in 2006	% of the Population with Postsecondary Qualifications, 2006	Number in 2006	Population with Postsecondary Qualifications, 2006	% of the Population with Postsecondary Qualifications, 2006	% of the Population with Postsecondary Qualifications who Studied Outside of Canada, 2006	Number in 2006	% of the Population with Postsecondary Qualifications, 2006
		Unpaid Housework	Unpaid Child Care	Unpaid Care to Seniors								
Toronto	2,067,450	88%	34%	18%	317,110	25%	1,413,820	939,455	66%	35%	336,525	37%
Peel	909,140	90%	45%	21%	163,085	23%	645,920	406,200	63%	39%	100,135	37%
York	709,550	89%	43%	17%	126,415	23%	495,425	332,365	67%	29%	87,720	37%
Durham	442,285	91%	43%	18%	78,445	20%	306,315	184,210	60%	13%	57,520	35%
Halton	347,510	91%	41%	19%	54,205	21%	241,370	167,235	69%	18%	51,930	45%
GTA	4,475,935	89%	39%	18%	739,260	23%	3,102,850	2,029,465	65%	32%	633,830	37%

According to the 2006 Census, 46% of the 909,140 people age 15 years or older living in Peel had some form of college or university education.

Within Peel, Mississauga had the highest percentage of the population age 15 years or older with some form of college or university education (50%) followed by Caledon (43%) and Brampton (40%). Caledon had the highest percentage of the population whose highest level of education was either a high school graduation certificate or an apprenticeship or trades certificate or diploma (38%) while Mississauga had the lowest percentage (32%). Brampton recorded the highest percentage of people with no educational qualifications (23%), followed by Caledon (19%) and Mississauga (18%).

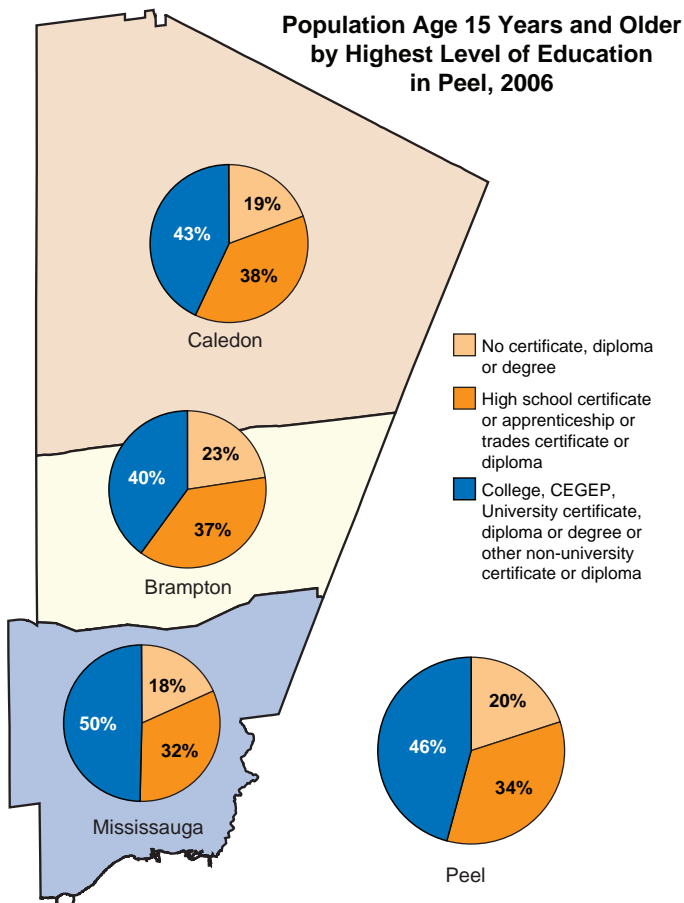
The percentage of Peel residents age 25 to 64 with some form of college or university education (55%) was more than double that of the population age 65 years or older (27%). This trend was evident in all area municipalities. The population age 65 years and older also had significantly higher percentages of people with no educational qualifications (40%) than the population age 25 to 64 years (12%). Compared to the population age 25 to 64 years, the population age 15 to 24 years recorded low rates of people



with some form of college or university education and high rates of people with no educational qualifications. This is likely due to the fact that the majority of people in this category were still school-age when Census data were collected.

There were 645,920 people age 25 to 64 years living in Peel in 2006. Of these, 63% (or 406,200 people) had some form of postsecondary (or “post high school”) qualifications. The most common field of study for people age 25 to 64 years with some form of postsecondary qualifications in Peel was business, management and public administration. This field of study was also most common for females. Architecture, engineering and related technologies was the most common field of study for males. The percentage of the population age 25 to 64 years with postsecondary qualifications who completed their studies outside of Canada was 11% in Caledon, 37% in Brampton and 42% in Mississauga.

In Peel in 2006, 90% of the population age 15 years or older reported doing unpaid housework, 45% reported providing unpaid child care and 19% reported providing unpaid care to seniors. Females had higher rates of unpaid labour than males in all categories and in all area municipalities. From 2001 to 2006, the number of people doing unpaid housework increased at the same rate as the population age 15 years or older in all area municipalities. In Mississauga, the number of people providing unpaid childcare matched population growth, while in Brampton and Caledon, the number of people providing unpaid childcare outpaced population growth. Growth in the number of people providing unpaid care to seniors was slower than population growth in Mississauga, matched population growth in Brampton and exceeded population growth in Caledon.



Education and Unpaid Labour in Peel and the Area Municipalities, 2006

Municipality	Population Age 15 Years and Older				Population Age 15 to 24 Years		Population Age 25 to 64 Years				Population Age 65 Years and Older	
	Number in 2006	% of population who spent some time doing or providing			Number in 2006	% of the Population with Postsecondary Qualifications, 2006	Number in 2006	Population with Postsecondary Qualifications, 2006	% of the Population with Postsecondary Qualifications, 2006	% of the Population with Postsecondary Qualifications who Studied Outside of Canada, 2006	Number in 2006	% of the Population with Postsecondary Qualifications, 2006
		Unpaid Housework	Unpaid Child Care	Unpaid Care to Seniors								
Mississauga	532,560	89%	43%	18%	95,295	24%	374,055	251,390	67%	42%	63,210	39%
Brampton	332,235	89%	48%	19%	60,380	23%	239,920	135,140	56%	37%	31,935	32%
Caledon	44,345	92%	44%	19%	7,410	22%	31,945	19,670	62%	11%	4,990	36%
Peel	909,140	90%	45%	19%	163,085	23%	645,920	406,200	63%	39%	100,135	37%

Source: Statistics Canada, Census of Canada: 2001 and 2006.  
Produced by Region of Peel Environment, Transportation & Planning Services  
www.peelregion.ca/planning