

# CENSUS 2001 BULLETIN

## Education and Earnings

Peel Data Centre

March, 2003

This bulletin examines earnings and education data from the 2001 Census for Peel and its area municipalities.

The 2001 Census showed that the average<sup>1</sup> earnings for persons 15 years and over with employment earnings in Peel was \$36,635. This compared favourably to the rest of Ontario, which had an average earnings of \$35,185 in 2001; however, this was the lowest figure in the GTA. Halton had the highest average in the GTA at \$45,835.

The average earnings in Peel Region was \$47,597 for persons working full-time in 2001. Males working full-time in Peel in 2001 earned an average of \$54,356 while women working full-time earned an average of \$38,301, which is approximately 70% of the average male's figure. This difference in earnings has decreased since 1991, when women earned, on average, only 66% of what men made. This trend of a closing gap in earnings is notable not only in Peel, but across the GTA and the rest of Ontario as well.

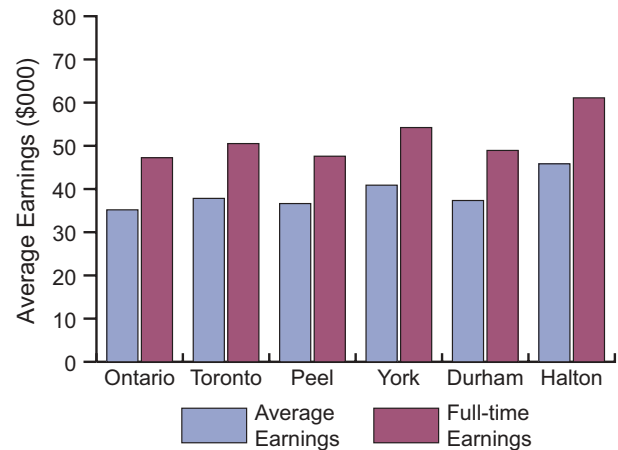
In general, average earnings were higher in Peel in 2001 than they were in 1991, after taking inflation into account.

More females than males worked part-time in Peel in 2001, which significantly contributed to the overall gap in average earnings between males and females. In Peel, 21.5% of women worked part-time while only 17.4% of men worked part-time, out of the total population 15 years of age and over that reported employment earnings.

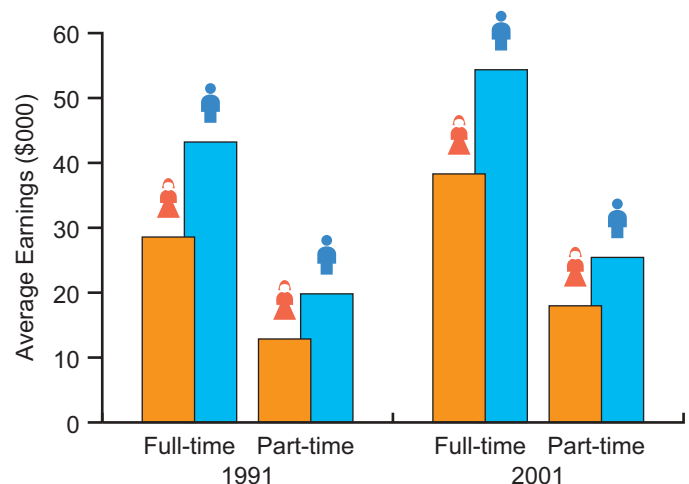
In 2001, 60.6% of Peel's 15 to 24 year old population was attending school full-time. This represents an increase from the 1991 figure (57.4%), but a decrease from 1996 (63.7%). Peel's total is comparable to the rest of Ontario, where 59.7% of 15 to 24 year olds were attending school; however, compared to the other GTA municipalities, only Durham had a lower percentage attending school. York had the highest percentage (67.2%).

The major post-secondary fields of study for males in Peel have remained fairly consistent over the last decade. The top three in both 1991 and 2001 were engineering and applied sciences technologies/trades; commerce, management and business administration; and engineering and applied sciences.

**GTA Average & Full-time Earnings<sup>1</sup>  
2001**



**Male & Female Earnings in Peel  
1991 & 2001**



**Peel Region Population with Post Secondary Qualifications  
by Major Field of Study, 1991 & 2001**

	Males			Females		
	1991	2001	% Increase 91-01	1991	2001	% Increase 91-01
Persons with post-secondary qualifications by major field of study	116,455	179,540	54.2	99,745	173,640	74.1
Educational, recreational and counselling services	4,120	6,635	61.0	13,745	23,235	69.0
Fine and applied arts	4,200	5,795	38.0	6,705	11,100	65.5
Humanities and related fields	4,680	8,530	82.3	7,230	13,380	85.1
Social sciences and related fields	8,970	15,005	67.3	9,890	21,265	115.0
Commerce, management and business administration	23,795	37,420	57.3	33,785	53,495	58.3
Agricultural and biological sciences/technologies	3,525	6,020	70.8	3,970	7,400	86.4
Engineering and applied sciences	11,640	22,155	90.3	950	3,640	283.2
Engineering and applied sciences technologies/trades	46,180	60,375	30.7	4,830	9,585	98.4
Health professions, sciences and technologies	3,145	5,800	84.4	15,355	23,065	50.2
Mathematics and physical sciences	5,975	11,470	92.0	3,025	6,835	126.0
No specialization and all other not elsewhere classified	225	325	44.4	265	630	137.7

<sup>1</sup> Average earnings refers to the weighted mean total earnings of persons 15 years of age and over who reported earnings for 2000. The average includes full and part-time employment earnings. Full-time employment includes persons who worked 49-52 weeks in 2000, mostly full-time, while part-time employment includes persons who worked less than 49 weeks or worked mostly part-time in 2000.

Source: 2001 Census, Statistics Canada

Produced by The Region of Peel Planning Department

# CENSUS 2001 BULLETIN: Education and Earnings

March, 2003

The major post-secondary fields of study for women have remained relatively constant since 1991 as well. Commerce, management and business administration was the top field by far in both time periods, with educational, recreational and counselling services, and health professions, sciences and technologies second and third respectively in 2001, as opposed to third and second respectively in 1991.

For women, growth in fields of study that historically have been dominated by males has been substantial. In engineering and applied sciences, there has been a 283.2% increase since 1991 while mathematics and physical sciences fields have seen a 126.0% increase in the last decade.

In 2001, 20.7% of Peel's population 20 years of age and older held a university degree as compared to 19.2% of Ontario's population. In the GTA, Peel's percentage was second lowest, with only Durham (13.6%) reporting a smaller percentage with a bachelor's degree or higher. Toronto (27.2%) led the GTA in this category. In 1991, only 13.2% of Peel's population 15 years of age and older held a bachelor's degree or higher<sup>2</sup>.

At the other end of the spectrum, Peel (22.5%) was in the middle of the five GTA municipalities in terms of its percentage of the population 20 years of age and older with less than a high school graduation certificate. Halton (17.3%) was the lowest while Toronto was the highest (25.1%).

## Area Municipal Distinctions:

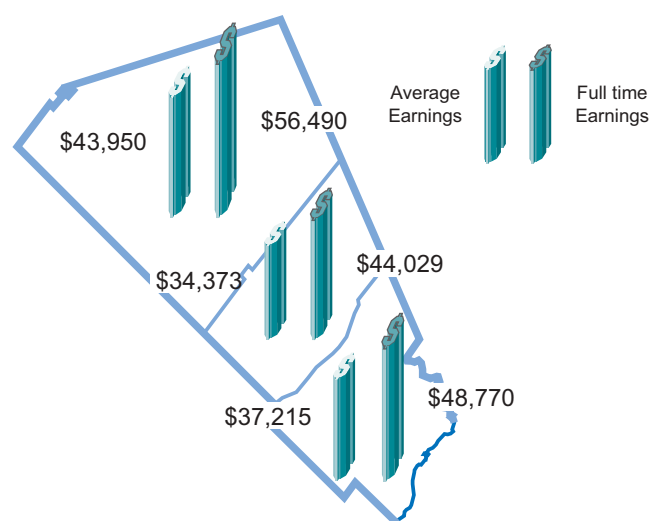
Among the area municipalities in 2001, persons in Caledon 15 years of age and over with employment earnings had the highest average earnings (\$43,950), followed by Mississauga (\$37,215) and Brampton (\$34,373). This ordering of average earnings has remained constant over the last decade.

More females than males worked part-time in all of the area municipalities in 2001. The earnings gap between males and females was virtually the same in all three area municipalities as it was in the Region as a whole; females earned, on average, approximately 70% of what males made.

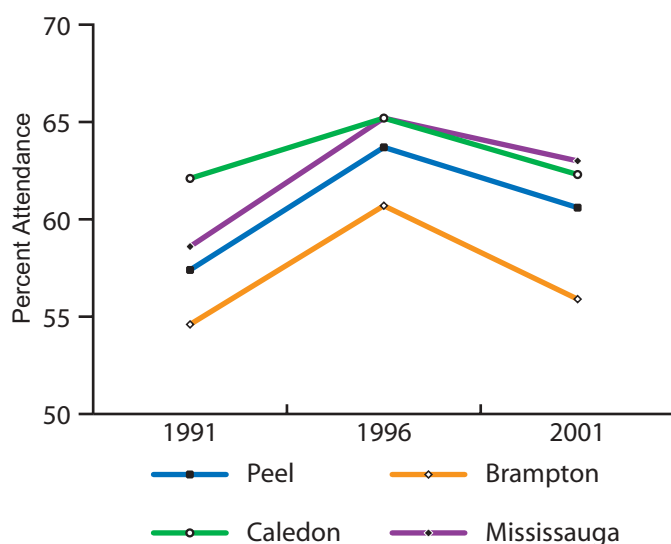
In Mississauga, 63.0% of persons 15 to 24 years of age were attending school full-time in 2001, the highest percentage amongst the area municipalities. Caledon was next at 62.3%, followed by Brampton at 55.9%. The percentages for each have risen since 1991, but have decreased since 1996, following the same trend as Peel as a whole.

Mississauga's population over 20 years of age with a bachelor's degree or higher rose to 24.1% in 2001. This percentage was higher than either Caledon (17.3%) or Brampton (14.7%). Mississauga also had the lowest percentage (20.6%) of its population with less than a secondary school graduation certificate, ahead of Caledon (21.1%) and Brampton (26.4%).

## Area Municipal Average & Full-time Earnings 2001



## Percent of Population 15-24 Years of Age Attending School Full-time



## Population 20 Years and Over by Highest Year of Schooling 2001

	Peel Region		Caledon		Brampton		Mississauga	
Total population 20+ years by highest year of schooling	696,710	100.0%	35,230	100.0%	225,610	100.0%	435,870	100.0%
Less than secondary school graduation certificate	156,665	22.5%	7,440	21.1%	59,605	26.4%	89,615	20.6%
With secondary school graduation certificate	101,985	14.6%	5,340	15.2%	37,085	16.4%	59,560	13.7%
Some post-secondary education but no certificate, diploma or degree	106,460	15.3%	5,185	14.7%	32,730	14.5%	68,535	15.7%
Trades certificate or diploma	65,795	9.4%	4,020	11.4%	23,340	10.3%	38,440	8.8%
College Diploma	121,700	17.5%	7,170	20.4%	39,650	17.6%	74,880	17.2%
With bachelor's degree or higher	144,105	20.7%	6,080	17.3%	33,195	14.7%	104,840	24.1%

<sup>2</sup> Note that comparisons between 1991 and 2001 for highest years of schooling are complicated due to a change in reporting in 2001 by Statistics Canada. Results are now reported for persons 20 years of age and over, while in past censuses the results were reported for persons 15 and over.