

# CENSUS 2001 BULLETIN

## Peel's Population by Sex

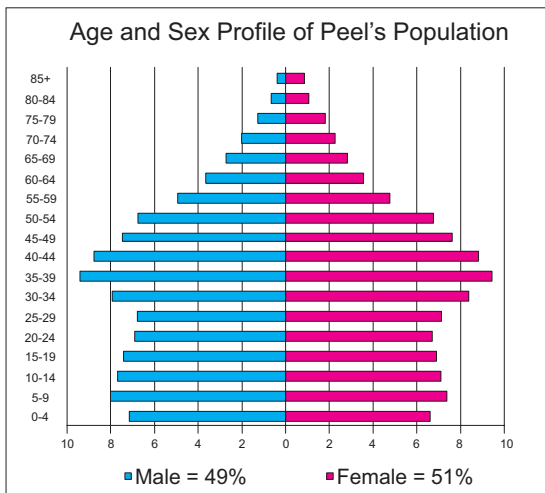
The 2001 Census data was recently released for age and sex. This Bulletin highlights changes in Peel's population characteristics by sex over the 10-year period from 1991 to 2001.

### Peel's Population Characteristics:

Peel's 2001 population stood at 988,945 persons. Females accounted for 51% (499,895) and males accounted for 49% (489,055).

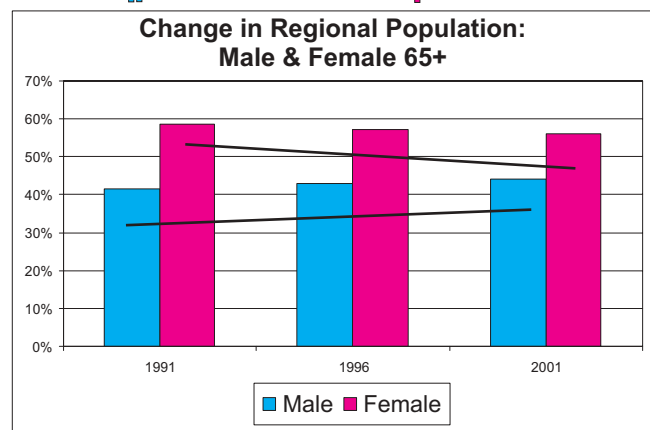
In the last 10 years, there has been a noticeable shift in gender. Females have been increasing in number faster than males. In fact, females increased by a full 36% (132,315). Men increased by 34% (123,840).

In 2001, males and females exhibited similar age cohort concentrations. The greatest concentrations occurred in the 35-39, and 40-44 age cohorts respectively.




Peel's 2001 population pyramid provides good insight into the early and later age cohorts. Males outnumbered females between the ages of 0-19, while females outnumbered males in the 65+ range. For the remaining age cohorts, females were generally the dominant sex. This tendency was consistent over the 10-year period.

Proportionately, it is interesting to note that between 1991 and 2001, the male senior population (65+) increased while the female senior population decreased. Specifically, in 1991, male seniors accounted for 41% and this increased to 44% in 2001. The female proportion in 1991 was 59% and declined to 56% in 2001.



# CENSUS 2001 BULLETIN: Peel's Population by Sex

July, 2002



## Area Municipal Distinctions:

### Conditions in 2001

Females outnumbered men in all 3 area municipalities and this was most pronounced in Mississauga with 8,540 more females.

Proportionately, males and females were virtually the same for Caledon (50:50). Brampton exhibited a similar 50:50 split as well. Mississauga differed, having 51% of its population as female.

Municipal age cohort patterns mimicked the regional ones for the early age groups (0-19). Brampton and Mississauga generally reflected Peel's age cohorts for the later years (65+). Caledon on the other hand, had more men than women in the 60-79 age range. Consistently, the 85+ age group had more than double the number of women to men.

Females exhibited higher median age than males for all area municipalities, and this was consistent with regional and provincial trends.

## MEDIAN AGE

	ONTARIO	PEEL	CALEDON	BRAMPTON	MISSISSAUGA
♀	38.0	34.9	36.0	33.4	35.6
♂	36.4	33.8	35.8	32.5	34.4
Difference	1.6	1.1	0.2	0.9	1.2

### Trends Between 1991 and 2001

Between 1991 and 2001, the most significant increases in the female sex were noted in the 50 to 54 age group, and this was consistent across all area municipalities. Brampton and Caledon each realized 98% gains, compared to Mississauga's 89%.

No consistent age cohort patterns were noted for increases in the male population. In Caledon, males increased 74% in the 55-59 age group. In Brampton, males increased by 110% in the 70-74 age group, and in Mississauga they increased by 107% in the 85+ age group.