






Median Household Income, 1996 Census Census Tracts in Peel Region

Legend

Quintile Classification*

	\$32,750 - \$46,140
	\$46,141 - \$55,983
	\$55,984 - \$63,105
	\$63,106 - \$69,908
	\$69,909 - \$95,515



0 3 6 12
 Kilometres

Source: Statistics Canada, 1996 Census

*Note: The data presented on this map are grouped into quintiles. This means that there are an equal number of census tracts within each of the five categories in the legend.