

# TABLE OF CONTENTS

1-7	Curbside Collection Services
8-9	Garbage Tag and Recycling Box Pick-up Locations
10-11	Recycling Guide
12-13	Apartment Collection Services
14-19	Community Recycling Centres
20-22	Collection Areas and Schedules

## Changing the way we manage our waste

The Region of Peel continues to introduce new programs and services to assist us in meeting our goal of diverting 70 per cent of waste from landfill disposal by 2016.


### New Programs and Services

- **Waste Collection Day Changes** – Starting June 5, 2006, most Brampton and Mississauga residents will have new waste collection days. Refer to page 20 to find out your collection day.
- **Biweekly Yard Waste Collection** – In Brampton and Mississauga, yard waste will now be collected weekly in the spring and fall and every other week in July, August and September. Refer to page 21 to check your yard waste collection weeks.
- **Single Stream Recycling** – Residents can now mix their paper and container materials in their recycling boxes.
- **White Goods Collection Fee** – Starting June 5, 2006, a fee will apply for curbside collection of large appliances. Refer to page 4 for details.

### Committed to Waste Reduction

Thanks to your efforts, we are now diverting more than 45 per cent of Peel's waste from disposal. With your continued support and participation, we anticipate moving closer to our waste diversion target.

  
Emil Kolb  
Regional Chair

  
Elaine Moore  
Chair, Public Works Committee

## CURBSIDE COLLECTION SERVICES

### Setting out your waste

- Place your garbage, recyclables, yard waste and organics at the curb no later than 7 a.m. on your scheduled collection day, **but no earlier than 7 p.m. the night before**
- Place your recyclable material, yard waste and organics on one side of the driveway and garbage on the opposite side, if possible
- Keep your waste separate from your neighbour's

Empty containers or waste not collected must be removed from the curb by 8 p.m. on your collection day.

### Three Bag Standard Program

- Peel households may place up to three garbage bags, containers or small bundles of wood at the curb each week for collection
- Each additional bag, container or small bundle of wood requires a garbage tag attached to it for collection (see pages 8 and 9 for locations to buy garbage tags)
- Bags or containers over the three bag standard, without tags, will not be collected

The three bag standard does not apply to recyclable materials, yard waste, large appliances, furniture and other large items. A fee applies to curbside collection of large metal appliances and fixtures. See page 4.

### Do Your Garbage Bags, Containers and Bundles of Wood Measure Up?

#### Maximum Dimensions:



- **Important** - Individual bags, containers and bundles of wood must not weigh more than 20 kg (44 lbs.)
- Containers must not exceed 125 L (30 Imp. gal.) in volume

## How to Tag Your Bags and Containers

- Attach the tag to the neck of your garbage bag
- Place the tag around the handle of your container



## Need Garbage Tags?

- Refer to pages 8 and 9 in this guide for a list of locations where you can purchase garbage tags

## Yard Waste and Organics Collection

### Brampton and Mississauga

- Yard waste is collected weekly during April, May, June, October and November
- **During July, August and September, yard waste is collected every other week** (see calendar on page 21)
- Yard waste collection ends the week of November 27, 2006 and begins the week of April 2, 2007
- Place your yard waste in open, rigid, reusable containers, bushel baskets or paper yard waste bags for collection
- **Do not use plastic bags or recycling boxes for yard waste**



### Rural Areas of Caledon

Practice grasscycling and backyard composting to reduce the amount of yard waste you put out for collection.

- If you do not receive organics collection, you can place yard waste out for weekly garbage pick up
- Separate yard waste into clear plastic bags, bushel baskets or open top garbage containers and it will not be counted toward your three bag limit for garbage collection

## North Brampton and Settlement Areas of Caledon

(organics collection areas)

- Place food and yard waste in your organics cart and set the cart at the curb with the handle facing the house and the lid opening towards the street
- Refer to the calendar for your collection day schedule (page 22)



In organics collection areas, place bundled and tied brush beside your organics cart.

## General Yard Waste Guidelines

- Securely tie your brush in bundles less than 1.2 m (4 ft.) in length and 76 cm (30 in.) in width, **weighing no more than 20 kg (44 lbs.)**
- Brush and tree trimmings must be less than 10 cm (4 in.) in diameter
- Halloween pumpkins, corn stalks and fruits and vegetables remaining from your garden are acceptable yard waste material

Stumps, soil and sod are not acceptable yard waste items. Take them to any of Peel's Community Recycling Centres for disposal. Drop-off fees apply. See pages 14 – 19.

## Specialty Collection Services

### Christmas Trees

#### Brampton and Mississauga

(including organics collection areas in North Brampton)

- Place your Christmas tree at the curb on your scheduled collection day during the week of January 8, 2007

#### Settlement Areas of Caledon

- Place your Christmas tree at the curb beside your organics cart on any scheduled organics collection day in the month of January

Remove all tinsel, ornaments, plastic bags and tree stands. Christmas trees buried in snow banks may not get picked up.




## Furniture and Large Items

Place furniture and large items at the curb by 7 a.m. on your scheduled collection day for pick up (no appointment required).

Items accepted for curbside pick up include:

- furniture, e.g. sofas, tables, chairs, mattresses
- carpets (tied in bundles no larger than 1.2 m (4 ft.) in length and 76 cm (2.5 ft.) in width)
- barbecues (propane tanks must be removed and taken to a Community Recycling Centre)
- small appliances
- televisions
- microwave ovens



The Region collects furniture and other large items every week – no need to wait for Exemption Periods.

## Large Metal Appliances and Large Metal Fixtures

These items are collected from the curb by appointment only. **Effective June 5, 2006, residents are required to pay \$15 for the first item and \$10 for each additional item collected on the same day.** Call the Region to schedule an appointment for pick up. Payment can be made by credit card over the phone or by debit card, cash or cheque at Access Peel located at 10 Peel Centre Dr. in Brampton.

Items accepted for curbside pick up include:

- refrigerators
- washers and dryers
- stoves
- freezers
- dishwashers
- air conditioners
- furnaces
- pool heaters
- fireplaces
- heat pumps/exchangers
- metal bath tubs
- metal shower enclosures
- dehumidifiers
- empty hot water tanks
- empty oil heating tanks (cut in half)
- large home safes



Large metal appliances and fixtures can be dropped off, free of charge, at Peel's Community Recycling Centres. See page 19 for locations.

For safety reasons, please remove all appliance doors and place them beside the appliance for collection. To arrange for pick up, call **905-791-9499** or from long-distance areas in Caledon call **905-584-2216** free of charge.

## Items not collected at the curb

### Construction and Renovation Materials

- Items such as shingles, drywall, tiles, bricks and large amounts of wood waste will not be collected at the curb
- Peel's Community Recycling Centres may offer disposal options (see pages 14 – 19)

### Household Hazardous Waste (HHW)

- HHW cannot be placed at the curb for waste collection or poured down the drain
- Take your HHW to one of Peel's Community Recycling Centres for safe disposal free of charge (see pages 16 – 19)

## Holiday and Exemption Period Schedule

Advertisements in community newspapers and mobile signs placed throughout the Region will notify you of collection day changes and exemption periods.

### Holiday Schedule

If your collection day falls on or after the statutory holidays listed below, your waste will be collected one day later.

- Monday, May 22, 2006 ..... Victoria Day
- Monday, July 3, 2006 ..... Canada Day
- Monday, August 7, 2006 ..... Civic Holiday
- Monday, September 4, 2006 ..... Labour Day
- Monday, October 9, 2006 ..... Thanksgiving
- ◆ Monday/Tuesday, December 25-26, 2006 ..... Christmas/Boxing Day
- Monday, January 1, 2007 ..... New Year's Day
- Friday, April 6, 2007 ..... Good Friday
- There will be no change to the collection schedules for residents in Caledon due to these holidays. Please refer to your collection calendar on page 22.
- ◆ For the Christmas and Boxing Day holidays, your waste will be collected two days later.

## Exemption Schedule

You may place unlimited quantities of acceptable waste at the curb on your scheduled collection day during the following two-week periods:

Two weeks after Victoria Day  
May 23 – June 2, 2006

Two weeks after Labour Day  
September 5 – September 15, 2006

Two weeks after Christmas  
December 27, 2006 – January 5, 2007

*No Tags Required!*

## Single Stream Recycling

Now you can mix your paper and container items in one recycling box.



### Packaging Your Recyclables

Reduce litter in your neighbourhood by taking these simple steps to prevent your recyclables from taking flight at the curb on windy days.

## Recycling Tips

- On windy days, consider putting your recycling boxes out for collection in the morning, rather than the night before your collection day
- Don't overload your recycling boxes
- Pick up additional boxes if you need the room (see pages 8 and 9 for pick-up locations)
- Stack your recycling boxes to prevent papers from blowing away



- Place flattened large cardboard securely underneath or between your recycling boxes
- Crush large plastic bottles and beverage cartons to save space
- Stack cans and plastic food tubs inside each other
- Fold all aluminum trays and foil
- Place heavier items on top of lighter items
- Place all plastic bags in one tied plastic bag 
- Flatten small cardboard boxes and place securely in your box
- Fill boxboard boxes with other flattened boxboard material
- Don't recycle shredded paper. Place it in your garbage or your organics cart in organics collection areas 

**Note** – Shredded paper cannot be processed at municipal recycling facilities. When the Region-wide organics program is launched in spring 2007, you will be able to place it in your organics bin for composting.

For a complete listing of items you can recycle refer to the recycling guide on pages 10 and 11.

## Recycling Bags – another option

Once in a while you may have more recyclable items than your recycling boxes can handle.

Now, you can place additional items in a clear or transparent blue plastic bag placed on top of, or beside, your recycling boxes.

**Reminder** —The bag you use may not be larger than 66 cm (26 in.) wide and 90 cm (36 in.) long and **cannot exceed a weight of 20 kg (44 lbs.)**

