

curbside collection

SETTING OUT YOUR WASTE

Important things to remember

- > Place your garbage and recyclable material (blue box, green bin and yard waste) at the curb no later than 7 a.m. on your scheduled collection day, but no earlier than 7 p.m. the night before
- > Place your recyclable material on one side of the driveway and garbage on the opposite side, where possible
- > Keep your waste separate from your neighbour's
- > Before collection, remove any items used to keep container lids in place (e.g. bungee cords)
- > Place your waste as close to the road as possible without blocking the travel portion of the road or sidewalk
- > Remove empty containers or waste not collected from the curb by 9 p.m. on your collection day
- > Minimum garbage bag size is 30 cm x 30 cm (12 in. x 12 in.)

Items to be collected **MUST NOT** be larger than indicated below:


garbage container



garbage bag



bundle of wood



blue box



yard waste bag



recycling bag



ITEMS NOT COLLECTED AT THE CURB



- > construction and renovation material (e.g. shingles, flooring, skids, cabinets, countertops, drywall, tiles, concrete, bricks and large amounts of wood waste)
- > landscaping building material (e.g. cut stone, shale, gravel, railroad ties, soil, sand and sod)
- > household hazardous waste
- > **NEW** – select electronics (see page 4)
- > tires and automotive parts

Note – Peel's Community Recycling Centres offer disposal options for most of these items (see pages 20 to 25).

GARBAGE – TWO BAG STANDARD



Peel households (including those with separate basement apartments) that receive curbside waste collection services may place a combined total of two garbage bags, garbage containers or small bundles of wood at the curb each week on their scheduled collection day.

Each additional item must have a Region of Peel garbage tag attached

to it to be eligible for collection. Items above the **Two Bag Standard**, without tags, will not be collected.

The **Two Bag Standard** does not apply to recyclable material (blue box, green bin and yard waste), large appliances, furniture and other large items.

How to tag your bags and containers

- > Attach the tag to the neck of your garbage bag
- > Place the tag around the handle of your container



Need garbage tags?

- > See pages 18 and 19 for a list of locations

COLLECTOR SAFETY



- > Place broken glass and other sharp items into a sealed, labelled box or in a rigid garbage container
- > Individual bags, containers and bundles of wood must not weigh more than 20 kg (44 lbs.)
- > Do not place waste containers on snowbanks or icy surfaces
- > Detach tanks from toilet bowls
- > **Do not place used needles, syringes or lancets in garbage or recycling containers.** They should only be disposed of in biohazard containers available at any of Peel's Community Recycling Centres (CRCs). See page 21
- > Household hazardous waste must never be set out for collection. It can be safely disposed of at a CRC, free of charge

YARD WASTE TIPS AND SCHEDULES

Yard waste collection starts the week of March 29 and ends the week of Nov. 29, 2010 on your scheduled collection day. Caledon residents should refer to the yard waste collection schedule on page 7.

General Yard Waste Collection Tips

- > Place your yard waste in labelled, open, rigid and reusable containers; bushel baskets; or paper yard waste bags. Call **905-791-9499** to request yard waste stickers to label your containers
- > Securely tie brush in bundles up to 1.2 m (4 ft.) in length and 76 cm (30 in.) in width
- > Brush and tree trimmings must be 10 cm (4 in.) or less in diameter

Note – Yard waste set out in plastic bags or recycling boxes, or weighing more than 20 kg (44 lbs.) will not be collected.

ACCEPTABLE YARD WASTE ITEMS



- > leaves
- > grass clippings
- > hedge and tree trimmings/branches
- > house and garden plants (soil removed)
- > lawn edging (soil removed)
- > brush
- > garden trimmings
- > Halloween pumpkins, hay bales and corn stalks
- > Shredded paper (in closed paper bag or yard waste container)

UNACCEPTABLE YARD WASTE ITEMS



- > soil
- > sod
- > stumps
- > stones
- > dimensional lumber

Rural Areas of Caledon

The Region of Peel will collect yard waste in rural areas of Caledon on three Mondays in the spring and three Mondays in the fall. Dedicated loads of yard waste may also be dropped off, free of charge and year-round, at the Bolton and Caledon Community Recycling Centres.

Spring yard waste collection days:

- > Monday, April 19, 2010
- > Monday, May 31, 2010
- > Monday, June 21, 2010

Fall yard waste collection days:

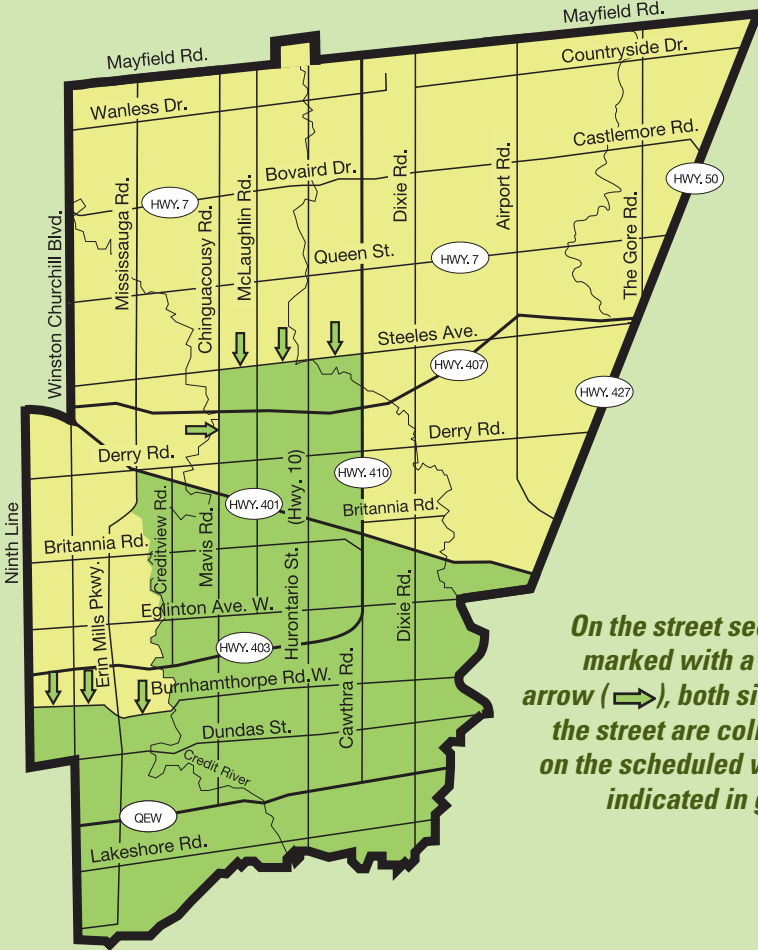
- > Monday, Sept. 27, 2010
- > Monday, Oct. 25, 2010
- > Monday, Nov. 8, 2010

YARD WASTE COLLECTION ZONES

Brampton and Mississauga

Yard waste is collected weekly on your scheduled waste collection day during the months of April, May, June, October and November. During the months of July, August and September, **yard waste is collected every other week, beginning July 5 and ending Sept. 30, 2010.**

Refer to the map and colour of shading in your collection area. Your yard waste collection weeks for the summer months are marked in the same colour on the calendar below.



On the street sections marked with a green arrow (⇒), both sides of the street are collected on the scheduled weeks indicated in green.

july 2010

SUN	MON	TUES	WED	THURS	FRI	SAT
				1	2	3
4	5	6	7	8	9	10
11	12	13	14	15	16	17
18	19	20	21	22	23	24
25	26	27	28	29	30	31

august 2010

SUN	MON	TUES	WED	THURS	FRI	SAT
1	2	3	4	5	6	7
8	9	10	11	12	13	14
15	16	17	18	19	20	21
22	23	24	25	26	27	28
29	30	31				

september 2010

SUN	MON	TUES	WED	THURS	FRI	SAT
				1	2	3
4	5	6	7	8	9	10
11	12	13	14	15	16	17
18	19	20	21	22	23	24
25	26	27	28	29	30	

No collection due to holiday. Collection one day later for the remainder of the week.

Questions? Call 905-791-9499 or visit www.peelregion.ca/waste

curbside collection

ORGANICS RECYCLING

Household organic material makes up over 30 per cent of all our garbage and includes such things as food waste and soiled paper products. Organics recycling diverts this material from disposal and converts it into compost.



Participating is easy

Store your green bin in the garage or outside your home, preferably in a shaded area to minimize odours. Store your small beige kitchen container in your kitchen under the sink or anywhere else in your home that is convenient. Regularly empty the contents of your kitchen container into your green bin.

For a list of what goes in your green bin, see page 10.

(See your *Green Bin Owner's Manual* or visit www.peelregion.ca/waste for detailed program information).

Lining your organics bins... **no plastics please**

Line your kitchen container with newspaper, paper bags or certified compostable plastic bags only. Paper bags and compostable plastic bags are sold at major retail and hardware stores. Visit www.peelregion.ca/waste for a list of acceptable liner products.

Only use compostable plastic bags with either of the following logos:



WHAT GOES IN YOUR GREEN BIN



Food waste


- > Baked goods
- > Bones
- > Cereal
- > Coffee grounds and filters
- > Dairy products
- > Eggs/eggshells
- > Flour and grains
- > Fruit
- > Grease and fat
- > Meat and fish (raw or cooked)
- > Nuts
- > Pasta and rice
- > Sauces
- > Tea bags and loose tea
- > Vegetables

Paper products

- > Cotton balls
- > Facial tissues
- > Greasy pizza boxes
- > Microwave popcorn bags
- > Paper towels, napkins and plates
- > Shredded paper (loose)

Other items

- > Hair
- > House plants (soil removed)
- > Pet fur
- > Sawdust
- > Wood chips/shavings



WHAT DOES NOT GO IN YOUR GREEN BIN



Do NOT include these items

- > Aluminum foil
- > Bandages
- > Cigarette butts or ashes
- > Clothing/textiles
- > Dead animals
- > Diapers
- > Disposable mop sheets
- > Dryer lint
- > Feminine hygiene products
- > Fireplace ashes
- > Frozen juice containers
- > Glass
- > Incontinence products
- > Kitty litter
- > Metal
- > Oils or lubricants
- > Pet waste
- > Plastic bags, containers or food wrap
- > Polystyrene foam packaging
- > Rubber products
- > Takeout cups and lids
- > Twist ties
- > Vacuum bags or contents
- > Wax cartons or wax paper



curbside collection

BLUE BOX RECYCLING COLLECTION TIPS

Visit wheredoesitgo.ca, type in an item and click the search arrow to find out whether you should place it in your blue box, green bin or garbage, or take it to a CRC for disposal.

wheredoesitgo.ca

A lot of your waste can be recycled. Enter the item you want to dispose of and we'll tell you how.

... paper gift wrap ...



The composite multi-layered packaging is not recyclable. Please place this item in the garbage.



Important things to remember

- > Plastic bags can be recycled in your blue box, only if all plastic bags are in one tied plastic bag
- > Empty and rinse all containers
- > Shredded paper does not belong in your blue box. Place it loose in your green bin or in your yard waste container
- > Recycling bags, boxes and containers must not weigh more than 20 kg (44 lbs.)
- > You may mix all your paper and container items in one blue box
- > On windy days stack your blue boxes to prevent papers from blowing away, and place heavier items on top of lighter items

Recycling bags

You may place your recyclable material in a transparent (clear or tinted blue) plastic bag for collection.



SPECIALTY COLLECTION SERVICES

Christmas trees

Brampton, Caledon and Mississauga

- > Place your Christmas tree at the curb on your scheduled collection day during the week of Jan. 10, 2011
- > Remove all tinsel, ornaments, plastic bags and tree stands
- > Christmas trees buried in snowbanks may not get picked up



Furniture and large items

- > The Region collects old furniture and other large items every week – no need to wait for exemption periods
- > Place furniture and large items at the curb by 7 a.m. on your scheduled collection day for pick-up (no appointment required)
- > Reusable items in good condition may be dropped off at any Community Recycling Centre, free of charge

Specialty items accepted for curbside collection

- > barbecues (propane tanks must be removed and taken to a Community Recycling Centre)
- > carpets [tied in bundles no larger than 1.2 m (4 ft.) in length and 76 cm (2.5 ft.) in width]
- > furniture – e.g. sofas, tables, chairs and mattresses
- > small appliances – e.g. microwaves
- > toilets (detach the tank from the bowl as shown)



HOLIDAY AND EXEMPTION SCHEDULES

Holiday schedule

If your waste collection day falls on or after the statutory holidays listed below, your waste will be collected one day later during that week.

- Friday, April 2, 2010Good Friday
- Monday, May 24, 2010Victoria Day
- Thursday, July 1, 2010Canada Day
- Monday, Aug. 2, 2010Civic Holiday
- Monday, Sept. 6, 2010Labour Day
- Monday, Oct. 11, 2010Thanksgiving
- Monday, Feb. 21, 2011Family Day

- No change to Brampton and Mississauga waste collection due to holiday.
- No change to Caledon waste collection due to holiday.

Note – Waste collection schedules will not be affected by the Christmas or New Year’s holidays.

Exemption schedule

You may place unlimited quantities of acceptable waste at the curb on your scheduled collection day during the following two-week periods:

- Following Victoria DayMay 25 – June 4, 2010
- Following Labour DaySept. 7 – 17, 2010
- Following ChristmasDec. 27, 2010 – Jan. 7, 2011