

# water quality report

**Inglewood Well Water Supply 2009**



 **Region of Peel**  
*Working for you*



# water quality report

## **TABLE OF CONTENTS**

<b>Our Vision</b> .....	2
<b>1. Drinking Water General System Information</b> .....	3
1.1 The Municipal Waterworks of the Community of Inglewood, Town of Caledon .....	3
1.2 Expenditure Information: .....	4
<b>2. How is the Water Treated?</b> .....	4
<b>3. Ontario Drinking Water Compliance Information</b> .....	6
<b>4. How well did we do?</b> .....	9
4.1 Operation .....	9
4.2 Customer Service – Quality and Efficiency .....	10
<b>5. Drinking Water Quality Programs</b> .....	11
5.1 Municipal Drinking Water Licensing Program .....	11
5.2 Source Water Protection .....	11
5.3 Watermain Renewal Program .....	11
5.4 Community Lead Testing Program .....	14
5.5 Watermain Flushing Program .....	15
5.6 Watermain Swabbing Program .....	15
5.7 Hydrant Inspection Program .....	15
5.8 Drinking Water Sampling Station Program .....	16
5.9 Private Well Abandonment Program .....	16
<b>Appendix A</b> .....	17
Summary of Water Quality Parameters .....	17
<b>Appendix B</b> .....	24
Frequently Asked Questions .....	26
Report Accessibility .....	30

The header features a blue background with a white and blue wave pattern at the bottom. In the upper left, there are several white bubbles of varying sizes. The text "water quality report" is centered in the upper half, with "water quality" in white and "report" in orange.

# water quality report

## *Our Vision*

**“To be recognized as the Industry Leader in Public Works”**

The Regional Municipality of Peel takes pride in ensuring that its residents are provided with clean and safe drinking water.

The Region of Peel treats water to prevent contamination and regularly tests its quality. In the year 2009 Peel has provided its consumers with excellent quality water. A number of tests were performed on thousands of water samples collected throughout the year, including testing for microbiological, inorganic and organic parameters. The 2009 results of the tests performed by the Region of Peel confirm high quality of drinking water and have been consolidated in this annual report.

*If experiencing difficulty accessing or viewing the 2009 data results, please contact Water Quality Team at 905-791-7800 ext 4685 or at [WaterQualityInquiries@peelregion.ca](mailto:WaterQualityInquiries@peelregion.ca).*

# water quality report

## 1. Drinking Water General System Information

### 1.1 The Municipal Waterworks of the Community of Inglewood, Town of Caledon

Inglewood Drinking Water Works Number: 220004037

The community of Inglewood, with a total population of 1,270, is serviced by the Inglewood Drinking



Water System. This system consists of two water treatment plants with a total of two municipal wells, a water storage reservoir and a distribution network of about 13.4 km of watermains and 70 fire hydrants.

Inglewood Water Treatment Plant No.1 houses Well No. 2, which is shallow and suspected to be groundwater under direct influence of surface water. Water treatment includes cartridge (membrane) filtration and primary and secondary disinfection by Sodium Hypochlorite.

Inglewood Water Treatment Plant No. 2 houses Well No.3, which is screened within deep bedrock and deemed groundwater. Water treatment includes iron and manganese removal and disinfection. Iron and manganese are removed through oxidization by Sodium Hypochlorite followed by greensand filtration. Sodium Hypochlorite is used for primary and secondary disinfection.

The Inglewood drinking water system is controlled through a computerized Supervisory Control and Data Acquisition (SCADA) system that is monitored 24 hours per day, 7 days a week. The Inglewood treatment plants are equipped with stand-by power generators to ensure operation continuity in an event of a power failure.



# water quality report

## 1.2 Expenditure Information:

The Region of Peel staff determines capital spending priorities to eliminate unnecessary expenditures while maintaining its infrastructure. 2009 was a busy year for water projects and programs; the total expenses for Inglewood drinking water infrastructure are shown in Table 1:

**Table 1. System Expenditure Information in 2009**

<b>Significant Repairs</b>	<b>Approximate Expenditure</b>
UPS System Upgrade	\$11,300
Well #3 Waste Line Installation	\$4,700
Well #3 Exhaust Fan Installation	\$4,725
Reservoir Expansion	\$ 1,500,000

## 2. How is the Water Treated?

### 2.1 Water Treatment Plant No. 1 (Well No. 2)

Raw water from Inglewood Well No. 2 is treated through a cartridge pre-filter followed by an absolute cartridge filter equipped with ten membrane modules. Sodium Hypochlorite is added for primary and secondary disinfection. The treated water is allowed to remain in contact with Sodium Hypochlorite for a period of time to ensure effective disinfection before serving the first consumer in the water distribution system.

The Inglewood Well No. 2 treatment process and water distribution are presented in Figure 1.

# water quality report

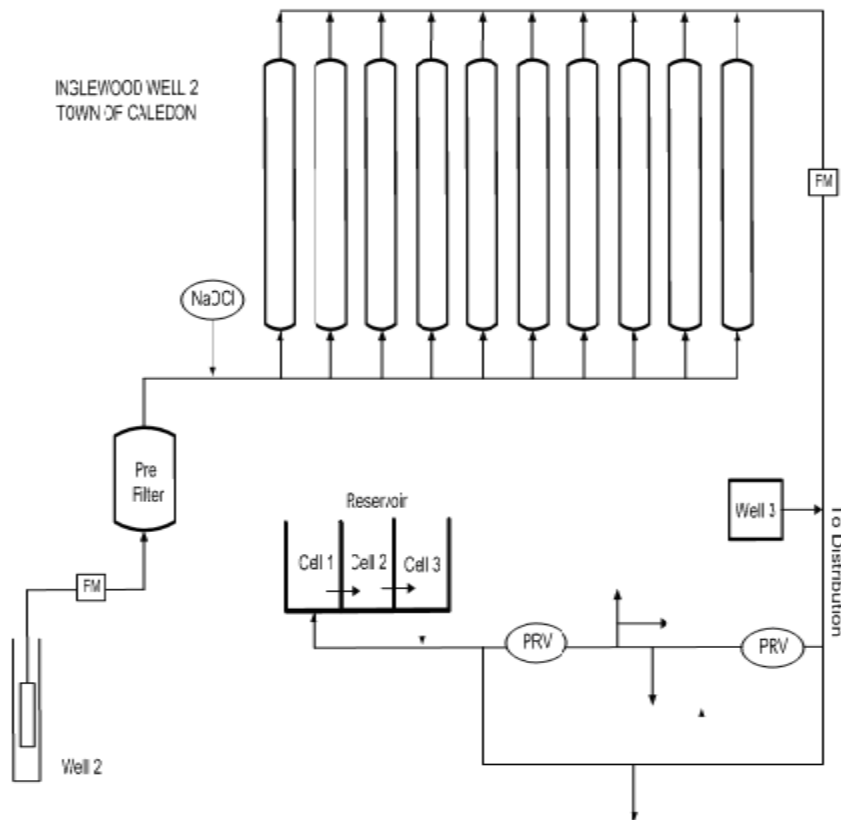


Figure 1. Inglewood Well No. 2 Filtration Water Treatment Process Flow

## 2.2 Water Treatment Plant No.2 (Well No. 3)

Sodium Hypochlorite is applied to the raw water pumped from Well No.3 to oxidize iron and manganese, which are then removed through a greensand media filter.

The filtered water is treated with Sodium Hypochlorite for primary and secondary disinfection. The treated water is allowed to remain in contact with Sodium Hypochlorite for a period of time to ensure effective disinfection before serving the first consumer in the water distribution system.

The Inglewood Well No.3 treatment process and water distribution are presented in Figure 2.

# water quality report

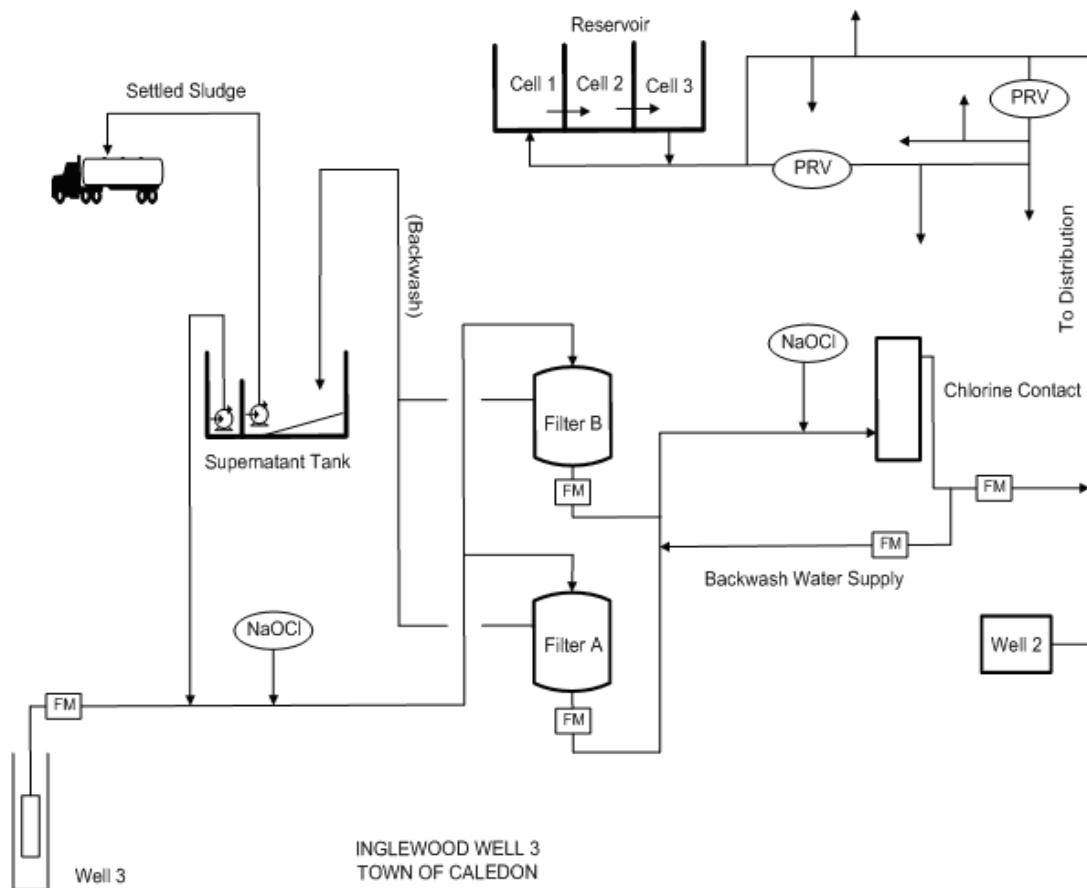


Figure 2. Inglewood Well No. 3 Green Sand Filtration Water Treatment Process

### 3. Ontario Drinking Water Compliance Information

Drinking water quality in Peel is regulated by the Ontario government through the Ministry of the Environment (MOE). The Ontario drinking water legislation (Safe Drinking Water Act, SDWA) sets requirements for municipal system owners with regards to the operation, level of treatment, sampling and testing, licensing of staff and water quality notification.

The header features a blue background with a white and orange wave pattern. The text 'water quality report' is centered, with 'water quality' in white and 'report' in orange. Bubbles are visible in the upper left corner.

# water quality report

## **Water Quality Annual Reports**

To comply with the Ontario drinking water regulation under the Safe Drinking Water Act (SDWA), the Region prepares Water Quality Reports providing information on quality of water supplied and a Summary Report regarding the operation of the drinking water systems.

The Summary Report under Schedule 22 of the Ontario Regulation 170/03 includes a statement of compliance of the Region of Peel's drinking water systems with the terms and conditions of the drinking water regulations under the Safe Drinking Water Act and a summary of the quantities and flow rates of water supplied. This report is made available by March 31 of each year.

The Annual Reports are made available to the public to ensure Peel consumers are kept informed. Each year, the reports are posted on the regional web site and electronic or hard copies may be obtained upon request. The Region places an ad in the local newspapers to inform its consumers about the availability of the Annual Reports.

## **Sampling and Testing**

In accordance with the drinking water legislation, drinking water systems are required to monitor their water quality to ensure it meets provincial standards. Peel regularly samples and tests raw, treated and distribution system water for a number of microbiological, chemical and radiological parameters. The Region has always had an extensive water sampling and monitoring program, to better understand the quality of source water, ensure effective treatment processes and to diligently monitor and protect the drinking water supply.

Sampling and testing is conducted by trained and qualified operators, who collect water samples from various sampling sites throughout the Region and immediately test them for water safety indicators.

Samples are also collected for laboratory analysis for more than 150 health related and aesthetic parameters.

The header features a blue background with a white and orange title 'water quality report'. The word 'water' is in white, 'quality' is in white, and 'report' is in orange. The background includes a stylized blue wave at the bottom and several white bubbles of varying sizes in the upper left corner.

# water quality report

The MOE requires that all drinking water testing laboratories be accredited by Standards Council of Canada (SCC) based on proficiency evaluation conducted by the Canadian Association for Laboratory Accreditation (CALA) for all the water tests they perform.

Peel operates its own laboratory for chemical analyses and also subcontracts analytical testing to other area laboratories. All laboratories used by the Region are accredited and licensed by the Ministry of the Environment and adhere to strict drinking water sample collection, handling and transport protocols and procedures.

## **Licensed Operators**

All treatment plant and maintenance operators and technical staff have appropriate Water Treatment, Water Distribution and Water Quality Analyst licenses, as required by Ontario drinking water legislation. The licensing and training program ensures that all operators are certified to industry recognized standards. Peel has established an ongoing continuing education program for all staff responsible for operating drinking water systems. This training program helps operators to gain knowledge of the latest treatment technologies and advanced processes and to efficiently maintain system water quality and quantity.

## **Water Quality Notification**

In compliance with the regulatory requirements, Peel reports every adverse water quality event to the Ministry of the Environment and Ministry of Health and immediately initiates corrective action to address the problem. Peel has established a notification protocol for reporting of adverse water quality and makes these reports and data publicly available in the annual reports.

# water quality report

## 4. How well did we do?

### 4.1 Operation

To protect the health of the public and to ensure consumers receive clean and safe water, the Ministry of the Environment has established the Ontario Drinking Water Quality Standards (ODWS). These standards are set to ensure the water is free of disease causing organisms and hazardous and radioactive chemicals. In 2009, the Region monitored the water quality by undertaking over 85,000 process samples and tests to ensure safe and clean water supply. Appendix A summarizes the water quality test results according to the ODWS.

The Region of Peel is proud to report that for the year 2009, all drinking water samples met these standards. The Ministry of the Environment (MOE) performs annual inspections on all the water treatment plants. The MOE issues score cards on the inspection outcomes. The score is based on the questions posed by the Ministry inspector during each inspection. Peel's overall performance has been excellent for the past four inspection years.



Figure 3: Ministry Inspection Results



During the period of January 1 through December 31, 2009, Inglewood met all the provincial requirements and ODWS.

### 4.2 Customer Service – Quality and Efficiency

In 2009, all customer calls were responded to and resolved in a timely manner. Peel staff has made every effort to contact the consumers in person and satisfactorily address their questions. Record of every water quality call received by Peel is logged in the regional data base and kept on file (See Figure 4).

The Community Lead Testing Program was initiated in 2007 and advertised in local newspapers. This may have accounted for the increase in the number of customer enquires reflected for 2007 and 2008 in the following chart.

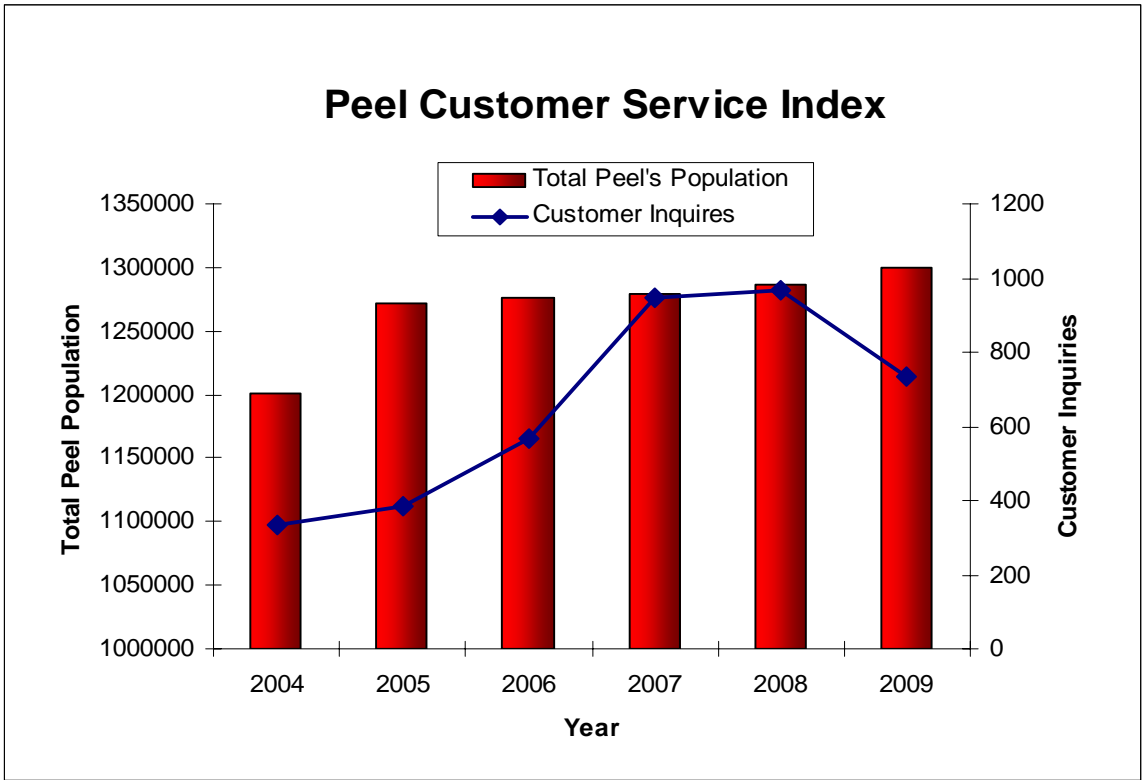


Figure 4. Customer Service enquiries related to Water Quality

The header features a blue background with a white and orange 'water quality report' title. The background includes a stylized wave pattern and bubbles. The word 'water' is in white, 'quality' is in white, and 'report' is in orange. The text is set against a backdrop of blue waves and bubbles.

# water quality report

## **5. Drinking Water Quality Programs**

### **5.1 Municipal Drinking Water Licensing Program**

The Ontario government has developed the Municipal Drinking Water Licensing Program (MDWLP) in support of the *Safe Drinking Water Act 2002*. The MDWL Program requires municipalities of drinking water systems to obtain: a Drinking Water Works Permit, a Permit to Take Water, an accepted Operational Plan, accreditation of the Operating Authority, and a Financial Plan for the operations of the water system. The Ministry of the Environment's intent is to ensure a culture of commitment to quality, diligence and dedication to consumers in the provision of drinking water.

As required by Ontario Regulation 188/07 (Licensing of Drinking Water Systems), the Region of Peel submitted an Operational Plan and applications for the Drinking Water Works Permits and Licenses for all its drinking water system by January 1, 2009.

In late September 2009, the Region of Peel received accreditation by the Canadian General Standards Board (CGSB) for the desk top review of its Operational Plans ensuring conformance with the Drinking Water Quality Management Standard. The Region of Peel has since begun implementation of the quality management system, which must be completed within 12 months, followed by an on-site audit by CGSB to verify the Quality Management System's effectiveness.

In late November 2009, the Region of Peel received the Drinking Water Works Permits and Licenses for all of its drinking water systems.

### **5.2 Source Water Protection**

In October 2006, the Ontario government passed the *Clean Water Act, 2006*, to protect drinking water at the source as part of an overall commitment to human health and the environment. The *Clean Water Act* came into force on July 3, 2007 with the release of regulations which enabled the creation of multi-stakeholder Source Protection Committees.

The header features a blue background with a white and orange title 'water quality report'. The word 'water' is in white, 'quality' is in white, and 'report' is in orange. The background includes a stylized white wave at the bottom and several white bubbles of varying sizes in the upper left corner.

# water quality report

*The Clean Water Act, 2006* requires the development of drinking water source protection plans to address drinking water threats to all ground water and surface water municipal drinking water systems. Through continued collaboration with our Conservation Authority partners and the Province of Ontario, Peel Region initiated a number of studies to assist Source Protection Committees to develop source protection plans for all the watersheds from where our drinking water is supplied.

## Groundwater Supply Protection

Peel was one of the first municipalities in Ontario to develop a Well Head Protection Area program for its municipal wells. This program focuses on identifying and protecting areas that replenish the municipal wells. As part of this program, the Region established a network of early warning wells in the vicinity of our municipal wells. Water level and water quality monitoring is conducted throughout the year at these early warning wells, which allows Peel Region to guard its groundwater supply against potential sources of contamination.

## Surface Water Supply Protection

In partnership with the Source Protection Committees for Source Protection Regions abutting Lake Ontario, work is underway to assess the intake protection zones and drinking water threats for the drinking water supplies on Lake Ontario. The Collaborative Study to Protect Lake Ontario Drinking Water is a Peel Region led initiative that includes 19 municipalities, from Niagara Region to Prince Edward County along the Lake Ontario shoreline.

The Collaborative Project includes the following components:

- Lake wide models to evaluate physical processes in Lake Ontario and enable the delineation of intake protection zones for municipal water treatment plants.
- Watershed pollutant loading studies to evaluate pollutant loading to Lake Ontario.
- Identification of drinking water threats (chemical or pathogen) for each municipal drinking water intake.

The header features a blue background with a white and orange 'water quality report' title. The background includes a stylized wave pattern and a cluster of bubbles in the upper left corner.

# water quality report

## **5.3 Water Main Renewal Program**

The Region's overall infrastructure is aging, requiring more investment in preventive and planned maintenance. In response, Peel has established a comprehensive asset management program which includes the water main assessment and renewal. The program is an ongoing plan of upgrading Peel's linear infrastructure to ensure long term integrity. The program involves repair of mains or replacement of existing mains to improve water flow, ensure good quality water and upsize if required to meet future planning needs; all to provide higher level service to our consumers.

The Region determines priority of water mains replacement based on the following factors:

- 1) Water main age
- 2) Water quality trend
- 3) Water main size and material type
- 4) Water main breaks and leak history
- 5) Future municipal and city projects and road re-construction
- 6) Cost of replacement

The majority of the water main replacement projects are undertaken in partnership with road and sewer renewal projects for improved cost effectiveness and minimized public inconvenience. Using these criteria, Peel plans the water main renewal program in a financially responsible manner.

In 2009, the Region's water main repair and replacement program involved the replacement of 41.3 km of water mains.

In 2009, the Federal and Provincial governments announced an Economic Action Plan that included an Infrastructure Stimulus Fund (ISF) to provide funding for construction-ready distribution projects. Approximately 57.4 km of watermains were approved for ISF funding. These watermain replacements will be completed by March 31, 2011.



# water quality report

## **5.4 Community Lead Testing Program**

Under the Ministry of the Environment mandate, all large municipal residential water system owners such as Peel must have a specific number of private residences and non-residential premises tested for lead. To be eligible to participate in Peel's program and have water tested for lead, homes and buildings must meet the following conditions:

- 1) homes or buildings built prior to 1960
- 2) plumbing connected or suspected to be connected to lead service pipes
- 3) lead plumbing or suspected of being made of lead

The Community Lead Testing is a voluntary program, which is conducted semi-annually, December 15 to April 15 and June 15 to October 15 of each year. Every sampling period, Peel staff recruits owners of homes and businesses that meet the program conditions, coordinates the collection of samples, and provides test results and assistance in the results interpretation. The Region has advertised for volunteer sampling locations from both residents and businesses through local newspapers releases, mobile signs, regional events, direct consumer contact, and the website. Peel is pleased with the community response participation to the program.

2009 testing revealed not detected or low level concentrations of lead. The majority of residential homes and businesses sampled and tested throughout the region met the Ontario's standard for lead levels in drinking water. Based on 2009 winter and summer test results and recent amendments to the lead testing requirements, Inglewood drinking water system has qualified for a reduced sampling regime.

In addition to the provincially mandated water testing for lead, cast iron water mains with lead joints have become a priority for replacement to help minimize potential sources of lead in Peel's drinking water. This initiative is carried out under the asset management and linear infrastructure renewal program.

# water quality report

## **5.5 Water Main Flushing Program**

The goals of the water main flushing program are to maintain adequate chlorine residual in the system. Water main flushing is also conducted in response to a customer complaint. Flushing frequency is greater in areas where the residual tends to be low in comparison to a target residual. In 2009, 127 m<sup>3</sup> of water was flushed.

## **5.6 Water Main Swabbing Program**

The objective of the water main swabbing program is removal of water main mineral and residue build up to improve water quality and restore distribution system capacity. Swabbing involves inserting a swab (most commonly used is polyurethane foam) into the main through a hydrant and pushing it along the water main by water pressure.

As the swab passes through the pipe, it scours the sediment and residue attached to the water main, which is later flushed from the system through the hydrant. Peel staff diligently assesses the condition of water mains and continuously monitors quality of water supply. Swabbing program activities are coordinated on basis and frequency dictated by the monitoring programs and conducted in coordination with the community residents. In 2009, swabbing was done on 78.80 km of water main in the Town of Caledon.



## **5.7 Hydrant Inspection Program**

The Region of Peel has in place a hydrant inspection program designed to verify the functionality of each fire hydrant. During an inspection, the hydrant branch is flushed out and the valves are checked. Any hydrants identified as non-functional are repaired immediately. 70 hydrants were repaired in Cheltenham drinking water system during 2009.

# water quality report

## **5.8 Drinking Water Sampling Station Program**

The Region installed a number of drinking water sampling stations throughout Caledon to improve drinking water quality assessment and monitoring methods and to improve customer service. Sampling stations are located at carefully selected points within the distribution system in Alton, Caledon Village, Caledon East, Mono Mills, Inglewood, Palgrave, Cheltenham and Terra Cotta to ensure the water samples collected accurately represent the drinking water supplied to the consumers. The installation of stations has decreased the need to enter homes and businesses to obtain water samples and allow Peel to meet its commitments to water quality with the least amount of impact to customers



## **5.9 Private Well Abandonment Program**

The Region of Peel's Private Well Abandonment Program decommissions old, unused private wells in Caledon and rural Brampton, in accordance with Ontario Regulation 903 (as amended from time to time). The Program intends to gradually eliminate potential pathways of groundwater contamination in areas where groundwater is the source for drinking water. The Program is carried out on a first come, first serve basis, with each well decommissioning request being evaluated prior to the commencement of any decommissioning work.

# water quality report

## Appendix A

### Summary of Water Quality Parameters

#### Terms you need to know

Term	Definition
MAC	Maximum Acceptable Concentration
IMAC	Interim Maximum Acceptable Concentration
Aesthetic Objectives(AO)	AO are established for substances that affect the taste, smell and color of water or interfere with water quality control practices. These substances do not affect health.
(HR) Health Related Parameter	Health related parameters are a concern for acute or and/or chronic exposure
(OG) Operational Guidelines	OG are established for substances that need to be controlled to ensure the efficient treatment and distribution of water.
AOC	The assimilable organic carbon (AOC) test is a standardized measure of the bacterial growth potential of treated water.
R2A test	R2A test includes use of sensitive medium for the determination of the heterotrophic total bacterial count in drinking water. R2A is especially suitable for the recovery of stressed and chlorine-tolerant bacteria from drinking water
NTU	Nephelometric Turbidity Unit
ND	Not Detected
TCU	True Colour Units
cfu/ml	Colony Forming Units/millilitre
μS/cm	micro Siemens per centimetre
L	Liter
μg/L	Micrograms per liter. This is a measure of concentration of a parameter in water, also called parts per billion (ppb)
mg/L	Milligrams per liter. This is a measure of concentration of a parameter in water, also called parts per million (ppm)



# water quality report

## **Parameter Information (E.coli/TC/HPC/AOC/R2A)**

### ➤ **Escherichia coli (EC)**

Escherichia coli is a fecal coliform and can be detected using approved lab methods.

Escherichia coli is present in fecal matter and prevalent in sewage, but is rapidly destroyed by chlorine. It is a strong indicator of recent fecal pollution. Presence of Ecoli bacteria in a sample of drinking water signifies potentially inadequate treatment. Corrective action needs to be taken and confirmatory samples collected.

### ➤ **Total Coliform (TC)**

Total Coliform bacteria are part of a family of bacteria called, Enterics. Coliform bacteria grow under the same conditions as disease causing bacteria. That allows us to use them as *indicator organisms*. Presence of coliform bacteria in a sample of drinking water signifies potentially inadequate treatment. Corrective action needs to be taken and confirmatory samples collected.

### ➤ **Heterotrophic Plate Count**

Heterotrophic plate count (HPC) results give an indication of overall water quality in drinking-water systems. HPC results are used as a tool for monitoring the overall quality of the water, both in post-treatment and in the distribution system. A HPC result is not an indicator of water safety but is used as an indicator of water integrity within the water system.

### ➤ **Assimilable Organic Carbon (AOC)**

Growth of bacteria in drinking water distribution and storage systems can lead to the deterioration of water quality, non-compliance with water quality standards, and increased operating costs. Growth or re-growth results from viable bacteria surviving the disinfection process and utilizing nutrients in the water and biofilm to sustain growth. Factors other than nutrients that influence regrowth include AOC. Not all organic compounds are equally susceptible to microbial decomposition; the fraction of



# water quality report

dissolved organic carbon (DOC) that provides energy and carbon for bacterial growth is assimilable organic carbon (AOC). The Region of Peel monitors the levels of AOC as an extra precautionary measure to ensure the water quality remains at its highest standard. Assimilable organic carbon is not a regulatory requirement.

## ➤ **R2A Media Testing**

It is a testing method used to obtain bacterial plate counts from treated potable water. R2A is very low in nutrients and when combined with low incubation temperature and long incubation period, it stimulates the growth of stressed and chlorine-tolerant bacteria. The Region of Peel monitors the levels of R2A media results as an extra precautionary measure to ensure the water quality remains at its highest standard.

## ➤ **Disinfection By-products**

Disinfection of drinking-water is essential to protect the public from waterborne infectious and parasitic diseases. Disinfection inactivates bacteria in the water and protects the water pipes from any subsequent contamination during storage or distribution. The most commonly used disinfectant is chlorine. The use of chlorine may lead to the formation of by-products, including trihalomethanes (THMs). THMs are formed when compounds left in the water after treatment combine with the chlorine.

# water quality report

## Summary of microbiological testing done for the reporting period of Jan 1 to Dec 31, 2009

	Number of Samples	Range of E. Coli Or Fecal Results (cfu/100 ml) (Min -Max)	Range of Total Coliform Results (cfu/100 ml) (Min - Max)	Number of HPC Samples	Range of HPC Results (cfu/ml) (Min - Max)
Inglewood Well #2 Raw	52	0-1	0 - 8	52	0-4
Inglewood Well #2 Treated	52	0	0	52	0-40
Inglewood Well #3 Raw	52	0	0	52	0-1
Inglewood Well #3 Treated	52	0	0	52	0
Inglewood Distribution	260	0	0	260	0-1

## Summary of inorganic parameters tested for the reporting period of Jan 1 to Dec 31, 2009

Test Parameter (Schedule 23)	Units	Result (Min-Max)	MAC	Parameter Information
Antimony, Sb	µg/l	ND	6	Rarely detected in Ontario Drinking Water
Arsenic, As	µg/l	ND	25	Sometimes found in high concentration in ground water in hard rock areas through the natural dissolution of arsenic containing minerals
Barium, Ba	mg/l	0.169-0.204	1.0	Common in sedimentary rocks. Hard water contains small amounts of Barium
Boron, B	mg/l	0.034-0.074	5.0	Normally found in very small levels on drinking water
Cadmium, Cd	mg/l	ND	0.005	Rare element unlikely to be present as natural contaminant in drinking water
Chromium, Cr	mg/l	ND	0.05	Trivalent chromium naturally occurs and is not considered toxic
Mercury, Hg	mg/l	ND	0.001	Sources in drinking water can be air pollution, waste incineration and metal refining operations
Selenium, Se	mg/l	ND	0.01	Naturally occurs in water at trace levels
Uranium, U	mg/l	ND	0.02	Normally present in biological systems and aqueous media
Other Inorganic Parameters	Units	Result (Min-Max)	MAC	Parameter Information
Alkalinity, Total	mg/l CaCO <sub>3</sub>	200-338	30-500	Water resistance to effects of acids added to water
Ammonia + Ammonium, Colourimetric	mg/l	ND		Natural decay of organic material
Chloride	mg/l	26.7-61.2	250	Non-toxic material naturally present in drinking water.
CONDUCTIVITY @ 25C	µS/cm	505-870		Related to inorganics dissolved in water
Fluoride (F)-IC	mg/l	ND-0.095	1.5	Added to water in optimum level for control of tooth decay
Nitrate (NO <sub>3</sub> )	mg/l as N	ND-2.37	10.0	Present in ground water as a result of plant or animal material decay, fertilizers, sewage or treated wastewater
Nitrite (NO <sub>2</sub> )	mg/l as N	ND	1.0	Usually present in ground water, and is oxidized to Nitrate when chlorinated
pH		7.6-8.0		Indicates water acidity

# water quality report

Sulphate(SO4)	mg/l	26.2-27.5	500	Naturally occurring
TKN I, Colourimetric	mg/l	ND		Natural decay of organic material
Total Dissolved Solids	mg/l	293-486	500	Refers mainly to inorganic substances dissolved in water
Calcium, Ca	mg/l	53.1-117		Naturally occurring
Iron, Fe	mg/l	ND-0.030		In ground water as a result of mineral deposits and chemically reducing underground conditions
Lead, Pb	µg/l	ND	10	It is only present as a result of corrosion of lead solder, lead containing brass fittings or lead pipes
Manganese, Mn	mg/l	ND	0.05	In ground water because of chemically reducing underground conditions coupled with presence of manganese mineral deposits
Sodium, Na	mg/l	17.3-38.0	20	Naturally occurring or water softening
Zinc, Zn	mg/l	ND	5	Caused by corrosion taking place in galvanized pipes
Total Hardness by Calculation	mg/l	215-392	80-100	Naturally occurring

## Summary of organic parameters tested for the reporting period of Jan 1 to Dec 31, 2009

Test Parameter (Schedule 24)	Units	Results (Min-Max)	MAC	Parameter Information
Alachlor	µg/l	ND	5	Herbicide for weeds control banned in 1985
Aldicarb	µg/l	ND	9	Insecticide used in low quantities for control of specified insects. Banned in 1980s
Aldrin + Dieldrin	µg/l	ND	0.7	Pesticides for insect control banned in 1969
Atrazine + N-dealkylated metabolites	µg/l	ND	5	Herbicide on corn for annual grass control. It is highly persistent and moderately mobile in soil
Azinphos-methyl	µg/l	ND	20	Insecticide against foliage-feeding insects
Bendiocarb	µg/l	ND	40	Insecticide used in buildings and greenhouses
Benzene	µg/l	ND	5	Present in gasoline and other refined petroleum products
Benzo(a)pyrene	µg/l	ND	0.01	Formed during the incomplete burning of organic matter and poorly adjusted diesel exhaust
Bromoxynil	µg/l	ND	5	Herbicide for control of specific weeds
Carbaryl	µg/l	ND	90	Insecticide used in agriculture and forestry
Carbofuran	µg/l	ND	90	Insecticide used in agriculture
Carbon Tetrachloride	µg/l	ND	5	Only found in ground water from old chlorinated solvent industry sites
Chlordane (Total)	µg/l	ND	7	Insecticide once used in agriculture, banned in 1994
Chlorpyrifos	µg/l	ND	90	Common insecticide for insect control
Cyanazine	µg/l	ND	10	Herbicide for control of weeds in crop and non-crop areas

# water quality report

Diazinon	µg/l	ND	20	Insecticide for dwelling pests, flies, ants and cockroaches.
Dicamba	µg/l	ND	120	Herbicide for weed in grains
1,2-Dichlorobenzene	µg/l	ND	200	Used in chemical blends
1,4-Dichlorobenzene	µg/l	ND	5	Was widely used in toilet pucks and mothballs, banned in 1988
Dichlorodiphenyltrichloroethane (DDT) + metabolites	mg/l	ND	0.03	DDT use was banned in Ontario in 1988
1,2-Dichloroethane	µg/l	ND	5	Used as a solvent and fumigant
1,1-Dichloroethylene (vinylidene chloride)	mg/l	ND	0.014	Used in the food packaging industry and the textile industry for furniture and automotive upholstery
Dichloromethane	µg/l	ND	50	Industrial solvent for paint and degreasing agent
2,4-Dichlorophenol	µg/l	ND	900	Present in drinking water only as a result of industrial contamination
2,4-Dichlorophenoxy acetic acid (2,4-D)	µg/l	ND	100	Herbicide for cereal crop and lawn weed control
Diclofop-methyl	µg/l	ND	9	Herbicide grass control in grains and vegetables
Dimethoate	µg/l	ND	20	Miticide and insecticide
Dinoseb	µg/l	ND	10	Contact herbicide and desiccant. It is no longer used in Ontario
Diquat	ppb	ND	70	Herbicide used as a crop desiccant in seed crops
Diuron	µg/l	ND	150	Herbicide for control of vegetation in crop and non-crop areas
Glyphosate	µg/l	ND	280	Herbicide for weed control
Heptachlor + Heptachlor Epoxide	µg/l	ND	3	Insecticide once used in agriculture, banned in 1969
Lindane (Total)	µg/l	ND	4	Insecticide used for seed treatment
Malathion	µg/l	ND	190	Insecticide used in fruits and vegetables
Methoxychlor	µg/l	ND	900	Insecticide
Metolachlor	µg/l	ND	50	Selective herbicide for pre-emergence and pre-plant broad leaf weed control
Metribuzin	µg/l	ND	80	Herbicide for control of weed and grasses
Monochlorobenzene	µg/l	ND	80	Industrial solvent
Paraquat	ppb	ND	10	Highly toxic herbicide used for desiccation of seed crops
Parathion	µg/l	ND	50	Insecticide for foliar pests and adult stage of root maggots
Pentachlorophenol	µg/l	ND	60	It is rarely found today but was extensively used as a pesticide and wood preservative
Phorate	µg/l	ND	2	Insecticide for sucking insects and larvae's
Picloram	µg/l	ND	190	Herbicide for broad leaf weed and brush control on roads
Polychlorinated Biphenyls(PCB)	µg/l	ND	3	Primarily produced by the reaction of chlorine and natural organics

# water quality report

Prometryne	µg/l	ND	1	Herbicide used on select grass and weeds
Simazine	µg/l	ND	10	Herbicide for pre-emergence weed control
Total, Trihalomethanes	µg/l	26.1	100	Primarily produced by the reaction of chlorine and natural organics
Temephos	µg/l	ND	280	Insecticide for mosquito and black fly larvae control
Terbufos	µg/l	ND	1	Insecticide
Tetrachloroethylene	µg/l	ND	30	Industrial solvent
2,3,4,6-Tetrachlorophenol	µg/l	ND	100	Was normally used to preserve wood
Triallate	µg/l	ND	230	Herbicide for wilds oat control in crops
Trichloroethylene	µg/l	ND	50	Industrial solvent
2,4,6-Trichlorophenol	µg/l	ND	5	Pesticide
2,4,5-Trichlorophenoxy acetic acid (2,4,5-T)	µg/l	ND	280	Herbicide
Trifluralin	µg/l	ND	45	Herbicide for summer weed control
Vinyl Chloride	µg/l	ND	2	Synthetic chemical used in making PVC

\* THMs: Latest annual average, distribution system sample.

## Operational testing done for the period of Jan 1 to Dec 31, 2009

	Number of Grab Samples	Range of Results (Min - Max)	Units
Turbidity	8760*	0.08-0.33	NTU
Chlorine	8760*	1.11-2.60	mg/L

\* 8760 - number of samples based on continuous monitoring

# water quality report

## Appendix B

### Water Quality at Home Tips

Water Quality Concern	Possible Cause	Suggested Solutions
<b>Chlorine Odour and Taste</b>	<ul style="list-style-type: none"> <li>Chlorine getting combined with organics</li> <li>Chlorination of new water mains</li> <li>Effects of new plumbing</li> <li>Change of residency as chlorine concentration varies from location to location</li> </ul>	<p>Chlorine is necessary to control disease-causing organisms.</p> <p>To minimise the chlorine taste and smell in water;</p> <ul style="list-style-type: none"> <li>Fill a pitcher and let it stand in the refrigerator overnight</li> <li>Blend the water for 5 minutes or pour between containers about 10 times</li> <li>Boil the water, let it cool down and then refrigerate</li> <li>Home plumbing may be flushed for a minute before water use (especially in the mornings, after water stands in the lines overnight)</li> </ul>
<b>Musty/Earthy /Sour/Grassy/ Foul Odour</b>	<ul style="list-style-type: none"> <li>Algae that bloom in the lake in the summer produces a metabolite called 'geosmin', which causes musty/earthy odour</li> <li>Dead-end water mains or areas with low water demand</li> <li>Poorly maintained hot water tanks</li> <li>Faucet Aerators/Screens and sink drains</li> </ul>	<ul style="list-style-type: none"> <li>The algae are harmless and although the water may not be aesthetically pleasing, it is safe.</li> <li>Clean faucet aerators and screens on frequent basis</li> <li>Hot water tanks should be flushed periodically (every 2 to 3 years) to remove rust and scale</li> <li>Refrain from flushing solids/organics down the drain; stagnant wastewater in the drain may generate foul odours and potentially plug the drain</li> </ul>
<b>Milky/Cloudy Water</b>	<ul style="list-style-type: none"> <li>Air trapped in water due to water main breaks, water temperature or pressure change, plumbing work, construction work in the area, water shut-offs</li> <li>Hot water tank temperature may be set for too high</li> </ul>	<ul style="list-style-type: none"> <li>Run all cold water taps at once for a couple of minutes to flush the lines and release the air</li> <li>Lower the hot water tank temperature if above 140F(60°C)</li> </ul>
<b>Blue/Green Stains on Fixtures</b>	<ul style="list-style-type: none"> <li>Copper in water due to copper plumbing</li> </ul>	<ul style="list-style-type: none"> <li>Run water for 30 seconds to reduce the effects of local plumbing (metal concentration) prior to water consumption</li> <li>Keep fixtures dry and drip-free</li> </ul>
<b>Brown/Dirty Discoloured Water</b>	<p>Change in water flow due to:</p> <ul style="list-style-type: none"> <li>Water main break</li> <li>Hydrant use</li> <li>Local Fire</li> </ul>	<ul style="list-style-type: none"> <li>Open cold water faucets and flush water for 5 to 10 minutes, until clear</li> <li>Refrain from doing laundry to prevent clothes staining</li> </ul>

# water quality report

	<ul style="list-style-type: none"> <li>• Dead ends</li> <li>• Poorly maintained hot water tanks</li> </ul> <p>or</p> <ul style="list-style-type: none"> <li>• Originated in hot water tank</li> <li>• No water use for a longer period of time; return from vacation</li> </ul>	<ul style="list-style-type: none"> <li>• Hot water tank should be flushed periodically (every 2 to 3 years)</li> <li>• Run cold and hot water separately to verify the cause; if hot water is the cause-tank needs a flush</li> <li>• Open several faucets and flush the water standing in pipes that may have dissolved pipe scale material</li> </ul>
<b>White Flakes/Particles</b>	<ul style="list-style-type: none"> <li>• Flakes are scale caused by hardness</li> <li>• Faulty or disintegrating hot water tank tubing or lining</li> </ul>	<ul style="list-style-type: none"> <li>• Can be reduced by frequent cleaning of faucet aerators/screens and/or frequent flushing of hot water tanks</li> <li>• Contact the hot water tank company</li> </ul>
<b>Oil/Grease In Water</b>	<ul style="list-style-type: none"> <li>• Often traced to pipe jointing compounds used to repair plumbing; may be of any colour and usually noticed in the bathtub or sink.</li> </ul>	<ul style="list-style-type: none"> <li>• Open several faucets and flush the cold and hot water for a couple of minutes to flush the lines and release any oil/grease that may have been released. Repeat if necessary.</li> </ul>
<b>Pink Staining on Fixtures</b>	<ul style="list-style-type: none"> <li>• Pink pigmented bacteria called <i>Serratia marcescens</i></li> <li>• Airborne bacteria not known to cause disease.</li> </ul>	<ul style="list-style-type: none"> <li>• Scrub surfaces with a brush</li> <li>• Disinfect with a strong bleach solution</li> <li>• Allow disinfectant to penetrate for 10-20 minutes</li> <li>• Rinse</li> </ul>

# water quality report

## What are my water characteristics?

Inglewood Water Parameters 2009	MAC/IMAC	Type of Objective	Results	Unit	Comments
Alkalinity (as CaCO <sub>3</sub> )	30 - 500	OG	200-338	mg/L (CaCO <sub>3</sub> )	Measure of resistance of the water to the effects of acids added to water (change in pH)
Conductivity	--	--	505-870	μS/cm	Related to inorganics dissolved in water
pH	6.5-8.5	OG	7.6-8.0	No Units	Indicates acidity of water
Hardness (as CaCO <sub>3</sub> )	80 - 100	OG	215-392 <b>12.56-22.90</b>	mg/L (CaCO <sub>3</sub> ) grains/Gallon	Naturally occurring
Total Dissolved Solids	500	AO	293-486	mg/L	Natural inorganics dissolved in water
Sodium *	200	AO	17.3-38.0	mg/L	Naturally occurring or water softening. Softening using a domestic water softener increases the sodium level in drinking water
Chloride	250	AO	26.7-61.2	mg/L	Naturally occurring, may produce salty taste at higher levels
Iron	0.30	AO	ND-0.030	mg/L	Naturally occurring
Manganese	0.05	AO	ND	mg/L	Naturally occurring
Fluoride	1.5	MAC	ND-0.095	mg/L	Naturally occurring or added to prevent tooth decay
Temperature	--	AO	6.0-12.2	°C	Naturally occurring

\*The Medical Officer of Health is notified when Sodium concentration exceeds 20 mg/l



# water quality report

## **Frequently Asked Questions and Answers on Water Quality**

### ➤ **Is our water safe to drink?**

To protect public health, the Ministry of the Environment has established the Ontario Drinking Water Quality Standards (ODWS). These objectives help ensure that water used by the public is free from disease-causing organisms, hazardous amounts of toxic chemicals and radioactive materials. The Region of Peel is proud to report that it has met these standards in 2009.

### ➤ **Why do we use chlorine?**

Chlorine is used to kill bacteria, viruses and other organisms that can cause illness. We are regulated on the amount we can add to the water as per the standards in Ontario Regulation 170/03. The standard states that we must maintain chlorine residual at a minimum level of 0.05mg/L and cannot exceed a maximum level of 4 mg/L.

### ➤ **Is the water in Inglewood hard?**

Hardness is typically dissolved calcium and magnesium in the water measured as calcium carbonate. Upon heating, hard water has a tendency to form scale deposits or a white film and can form excessive scum with regular soaps. Conversely, soft water may result in accelerated corrosion of water pipes. Although Inglewood water is considered hard it is still acceptable for domestic purposes.

### ➤ **Should I buy a water softener?**

The purchase of a water softener is based mostly on personal preferences. Soapsuds are formed easier with soft water, therefore less detergent is used. The use of a water softener also reduces the formation of hardness scale in pipes and hot water tanks. Some consumers do not like the feel of soft water. For example, after rinsing you may still feel a soap film on your skin if you used soft water.



# water quality report

➤ **Why does the water sometimes look “cloudy” or “milky”?**

Tiny bubbles of air in the water cause the cloudiness. Those bubbles may also cause the water to appear white or foamy, similar to the appearance of water in a rushing stream. This does not indicate any problem and clears when the water is left to sit for a few minutes. This is an aesthetic not a health concern. If cloudy water does persist, please notify the Region of Peel so that the matter can be investigated.

➤ **Is fluoride added to my water?**

The Region of Peel does not add fluoride to the water in the Inglewood area. Any fluoride found in the water is naturally occurring.

➤ **Why is my kettle stained inside?**

The presence of calcium and manganese in the water will stain a kettle. When water is boiled, calcium and manganese precipitates out of water and deposits on the element and the inner sides of the kettle. This does not pose a health risk. Staining can be prevented by regular rinsing with vinegar or lemon juice.

➤ **Why does the water sometimes look “rusty” yellow or Tea like?**

Yellow water is a common occurrence. Excessive levels of iron in drinking water may impart a brownish colour, often seen on laundered clothes, plumbing fixtures and the water itself. Running your tap for a minute can clear the colour. No health risks are associated with this discolouration. If you are experiencing problems and your neighbours are not, the hot water tank or the pipes in your home are likely causing the problem.

➤ **Does the Region knock on the door to test water or leave a bottle to fill?**

Some of our water programs require testing on private premises, such as a residential homes or businesses. This would only be done by the Region with prior arrangements with the owner or tenant of the premise. Based on the stringent provincial guidelines, drinking water samples must be collected and



# water quality report

handled by qualified persons and analysed at an accredited laboratory; therefore, Peel staff would not leave a bottle at the door requesting a sample of water for testing, and will always carry the Region of Peel identification card.

There are many responsible home water treatment businesses that offer products that live up to their claims. Unfortunately, some companies and salespersons resort to grabbing the public's attention and misinforming them about the safety of the municipal drinking water supplies in an effort to sell their products.

To ensure that you are informed about the water quality in Peel and less likely to become a target of the company trying to sell you costly and inappropriate water treatment equipment, or if you have questions or concerns, please contact our Water Quality Team at 905-791-7800 ext 4685 or via e-mail to [www.WaterQualityInquiries@peelregion.ca](mailto:www.WaterQualityInquiries@peelregion.ca).

➤ **Why is lead sometimes present in water?**

Lead is a metal that can dissolve in water. Traditionally, lead compounds were used in plumbing fittings and in solder to join pipes together in water distribution systems. If water stays in a piping system that contains lead for long periods of time, lead may dissolve into the water.

➤ **How does lead affect my health?**

For more information contact Peel Public Health at [www.peelregion.ca/health](http://www.peelregion.ca/health)

To view our **Lead in Water Pamphlet**, please click on [Additional facts about lead in drinking water](#)

# water quality report

## Report Accessibility

The 2009 Annual Reports can be viewed by the public on-line at:

<http://www.peelregion.ca/pw/water/quality/reports> or picked up at the Region of Peel Office at 10 Peel Centre Drive, 4th floor, Brampton.

## Other Sources from which you can get more information about drinking water and related issues:

 <p><b>Region of Peel</b> <i>Working for you</i></p> <p><b>For information on Water Quality</b></p> <p><b>Region of Peel</b> 10 Peel Centre Dr. Brampton ON L6T 4B9 Phone: 905-791-7800 Ext. 4685 Web site: <a href="http://www.peelregion.ca">www.peelregion.ca</a> E-mail: <a href="mailto:info@peelregion.ca">info@peelregion.ca</a></p>	 <p><b>Region of Peel</b> <i>Working for you</i></p> <p><b>For information on Lead Testing of Drinking Water</b></p> <p><b>Region of Peel</b> 10 Peel Centre Dr. Brampton ON L6T 4B9 Phone: 905-791-7800 Ext. 4409 Web site: <a href="http://www.peelregion.ca">www.peelregion.ca</a> E-mail: <a href="mailto:info@peelregion.ca">info@peelregion.ca</a></p>
 <p><b>Region of Peel</b> <i>Working for you</i></p> <p><b>Region of Peel Public Health</b> 44 Peel Centre Dr. Brampton, ON L6T 4B5 Phone: 905-799-7700 Web site: <a href="http://www.peelregion.ca/health">www.peelregion.ca/health</a></p>	 <p><b>watersmartpeel</b> Smarter Today – Water Tomorrow</p> <p>10 Peel Centre Dr. Brampton, ON L6T 4B9 Phone: 905-791-7800 Ext. 4455 Web Site: <a href="http://www.watersmartpeel.ca">www.watersmartpeel.ca</a></p>
 <p><b>Ontario</b></p> <p><b>Ministry of the Environment</b> Phone: 416-325-4000 Toll-Free: 1-800-565-4923 Web site: <a href="http://www.ene.gov.on.ca">www.ene.gov.on.ca</a></p>	 <p><b>Canada</b></p> <p><b>Environment Canada</b> Inquiry Centre Phone: 819-997-2800 Toll-Free: 1-800-668-6767 Web Site: <a href="http://www.ec.gc.ca">www.ec.gc.ca</a></p>