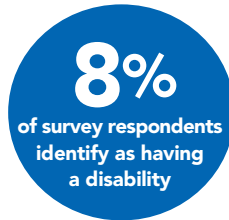
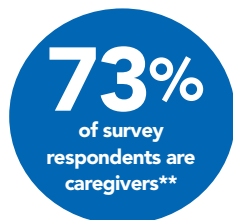
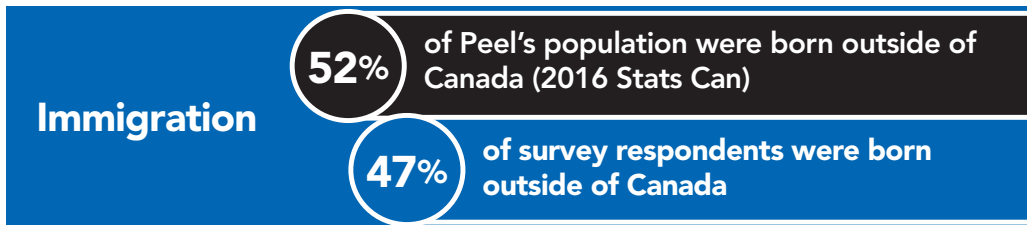


We All Count!

Workforce Census 2020 Organizational Results

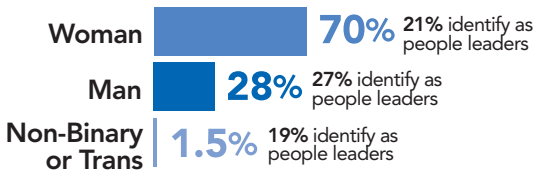
A snapshot of our workforce. To view the full report visit:
peelregionca.sharepoint.com/sites/I6/SitePages/We-All-Count!-Peel-Workforce-Census-2020.aspx



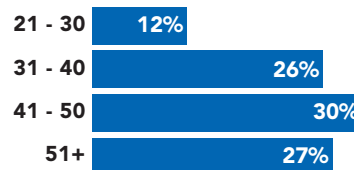
Top 5 Belief Systems

- Christian **48%**
- No religion **14%**
- Spiritual **7%**
- Hindu **5%**
- Agnostic **4%**
- Sikh **4%**
- Muslim (Islam) **4%**


Gender Identity



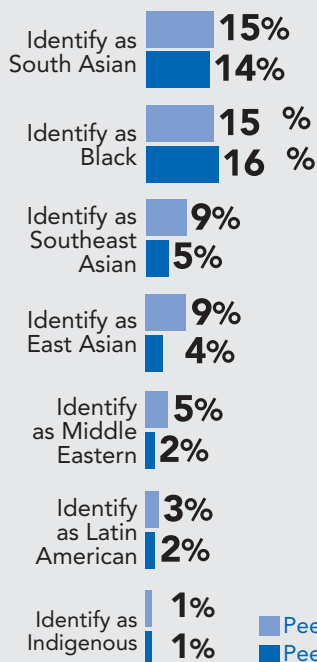
Age Bracket



Here's how our data compares with the population demographics of Peel region



Numbers below are included in the BIPOC (Black, Indigenous, People of Colour) percentage.

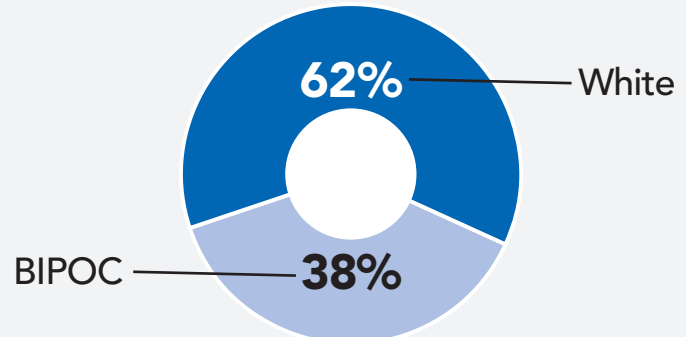


People Leaders

Information pertains to those respondents who identified as People Leaders.



Race



* LGBTQ2S+ - Lesbian, gay, bisexual, transgender, queer, two-spirit and other identities along the gender spectrum.

** Caregiver refers to an individual's personal status as having dependents. Dependents include child(ren), person(s) with disability and/or elderly person(s).