

PEEL'S LABOUR MARKET IN 2017: ANNUAL AVERAGES

Financial Policy and Strategic Initiatives (FPSI) | Judith McWhinney (Ext. 4616) | Eucharia Igwe (Ext. 8588)

Peel's labour market changes remained positive in 2017

TOTAL LABOUR FORCE: 873,000 PERSONS

(Number of persons in the labour market working or looking for work)

TOTAL EMPLOYMENT: 813,000 PERSONS

(Number of persons working)



+2.1%

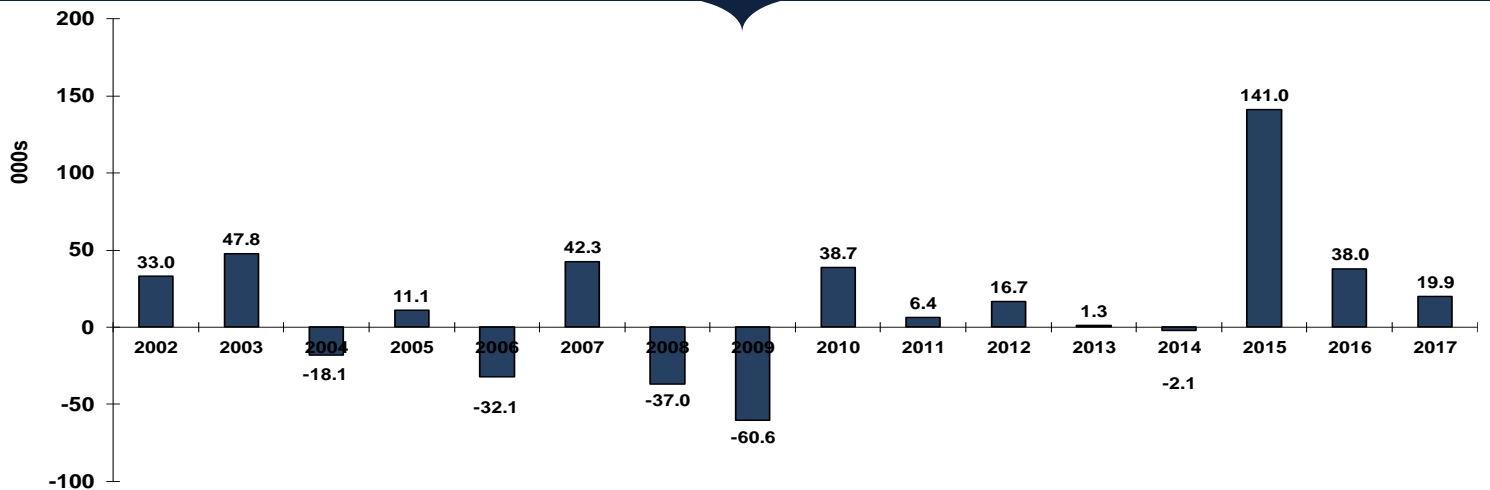
(+17,700 persons)



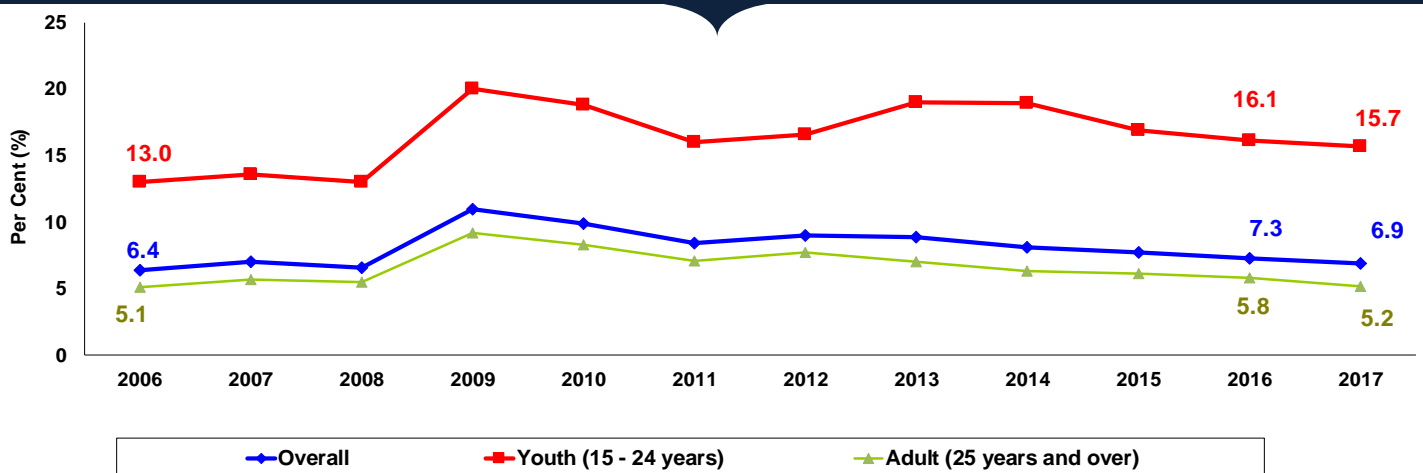
+2.5%

(+19,900 positions)

Changes in employment (in thousand): 2002 - 2017



Peel's unemployment rate Continued to fall in 2017



LABOUR MARKET CHANGES IN PEEL 2017

Financial Policy and Strategic Initiatives (FPSI) | Judith McWhinney (Ext. 4616) | Eucharia Igwe (Ext. 8588)

Labour market highlights by categories

EMPLOYMENT BY MAJOR INDUSTRIES

GOODS PRODUCING INDUSTRIES

Total: 171,200 persons



+ 1.3%

SERVICES INDUSTRIES

Total: 641,300 persons



+ 2.8%

CHANGE IN EMPLOYMENT BY TYPE

FULL TIME



+ 0.5%

3,500 positions

PART TIME



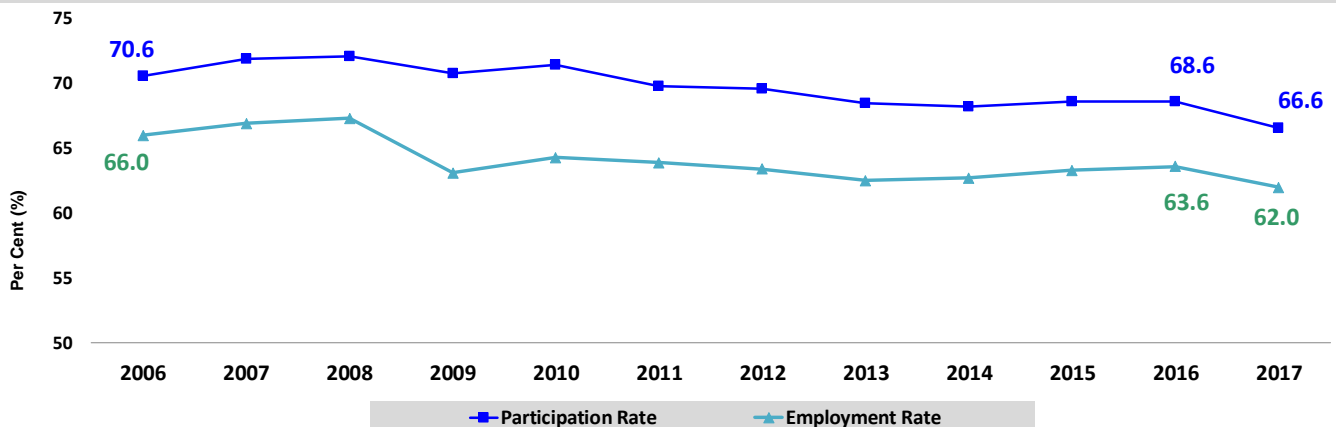
+ 12.9%

16,300 positions

INDICATORS BY AGE GROUPS

AGE	UNEMPLOYMENT RATE	CHANGE IN UNEMPLOYMENT RATE (in percentage points)
25+	5.2%	0.6 ↓
20-24	12.6%	1.8 ↓
15-19	22.4%	2.6 ↑

SELECTED LABOUR MARKET INDICATORS IN PEEL



Data source: Statistics Canada