

LABOUR MARKET CHANGES IN PEEL FIRST QUARTER 2017

Business Intelligence Centre of Excellence (BICE) | Judith McWhinney (Ext. 4616) | Eucharia Igwe (Ext. 8588)

The second consecutive quarterly decline in employment in Peel's labour market

QUARTERLY AVERAGE LABOUR FORCE



- 1.6%

The number of persons looking for work fell at an annualized rate of 1.6% or by 13,200 persons

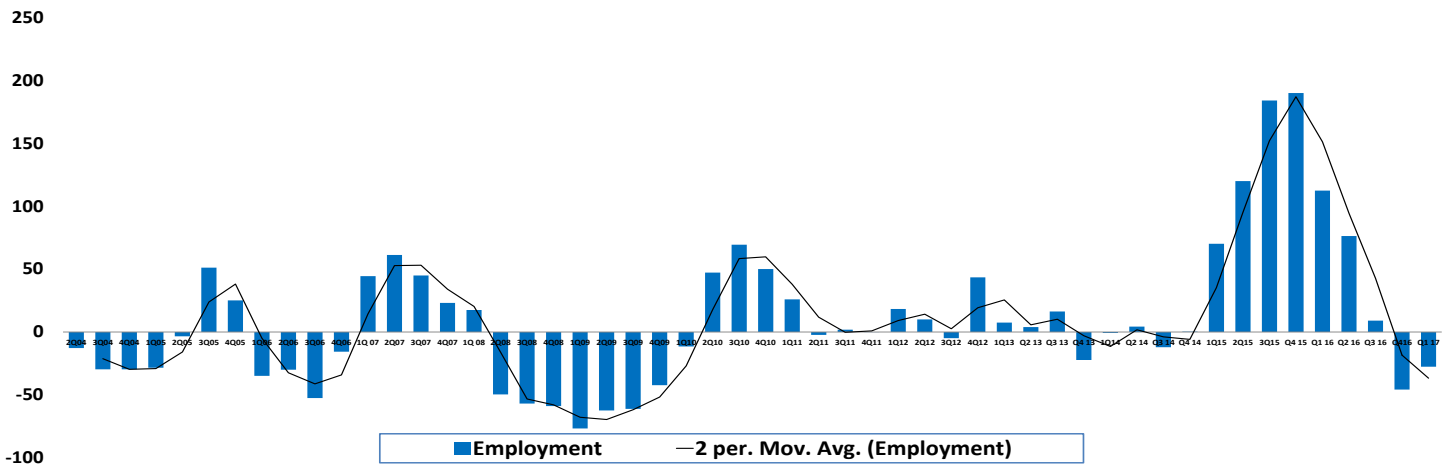
QUARTERLY AVERAGE EMPLOYMENT



- 3.5%

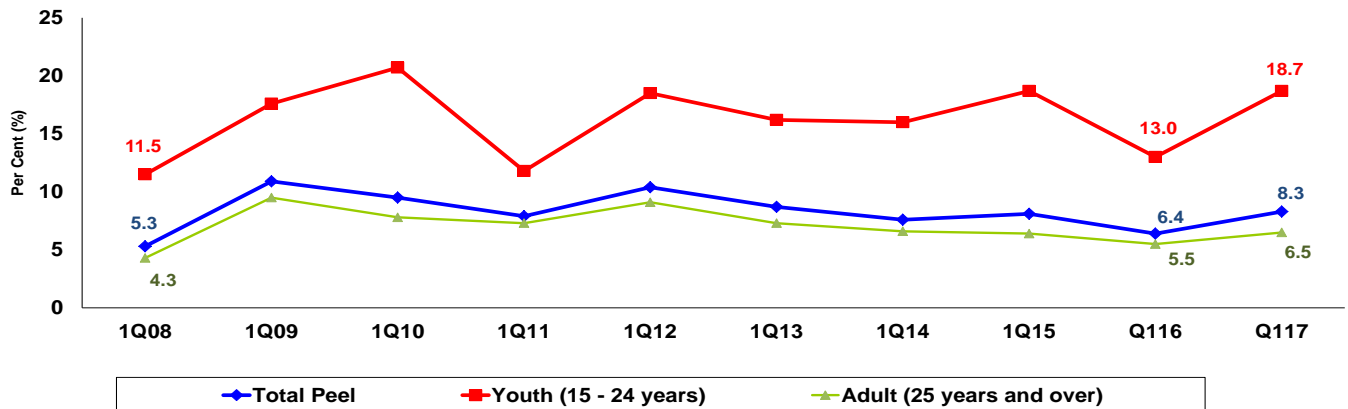
The quarterly average employment (number of residents employed) fell by 27,600 persons, down 3.5%

CHANGE IN QUARTERLY AVERAGE EMPLOYMENT IN PEEL (IN THOUSANDS): 2004 - 2017



Quarterly average unemployment rate increased in Q1 2017

QUARTERLY AVERAGE UNEMPLOYMENT RATE IN PEEL



Data source: Statistics Canada

LABOUR MARKET CHANGES IN PEEL

FIRST QUARTER 2017

Business Intelligence Centre of Excellence (BICE) | Judith McWhinney (Ext. 4616) | Eucharia Igwe (Ext. 8588)

Highlights of Labour Market Changes in Peel in Q1 2017

SECTORAL CHANGES IN QUARTERLY AVERAGE EMPLOYMENT BY MAJOR INDUSTRIES

GOODS PRODUCING INDUSTRIES



+ 8.4%

SERVICES INDUSTRIES



- 6.5%

CHANGE IN EMPLOYMENT BY TYPE

FULL TIME



- 4.3%
-28,200 positions

PART TIME

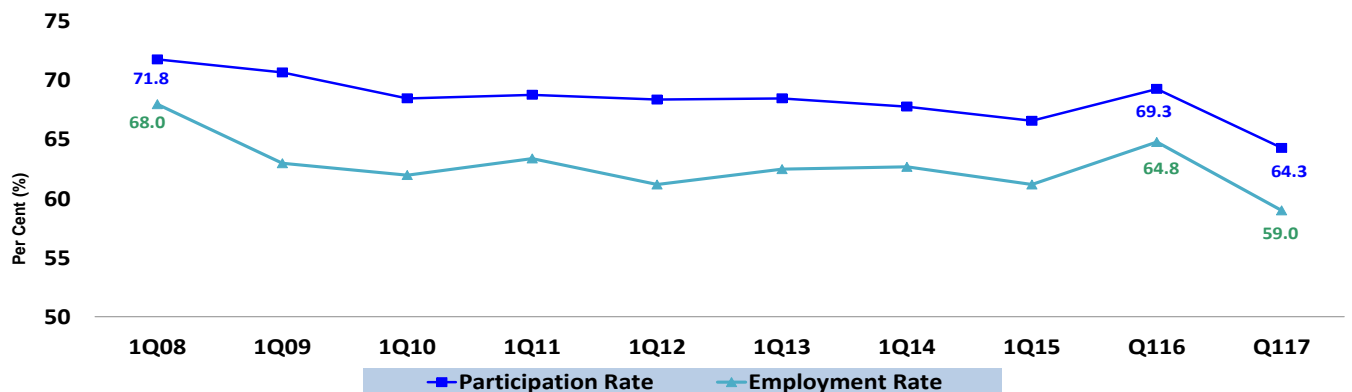


+ 0.4%
600 positions

INDICATORS BY AGE GROUPS

AGE	UNEMPLOYMENT RATE	YEAR OVER YEAR CHANGE IN UNEMPLOYMENT RATE (in percentage points)
25+	6.5%	1.0
20-24	13.7%	3.0
15-19	29.5%	12.6

SELECTED LABOUR MARKET INDICATORS IN PEEL



Data source: Statistics Canada