

LABOUR MARKET CHANGES IN PEEL SECOND QUARTER 2017

Business Intelligence Centre of Excellence (BICE) | Judith McWhinney (Ext. 4616) | Eucharia Igwe (Ext. 8588)

Quarterly declines in Peel's labour market continued in Q2 2017

QUARTERLY AVERAGE LABOUR FORCE



- 0.8%

The number of persons looking for work fell at an annualized rate of 0.8% or by 7,300 persons

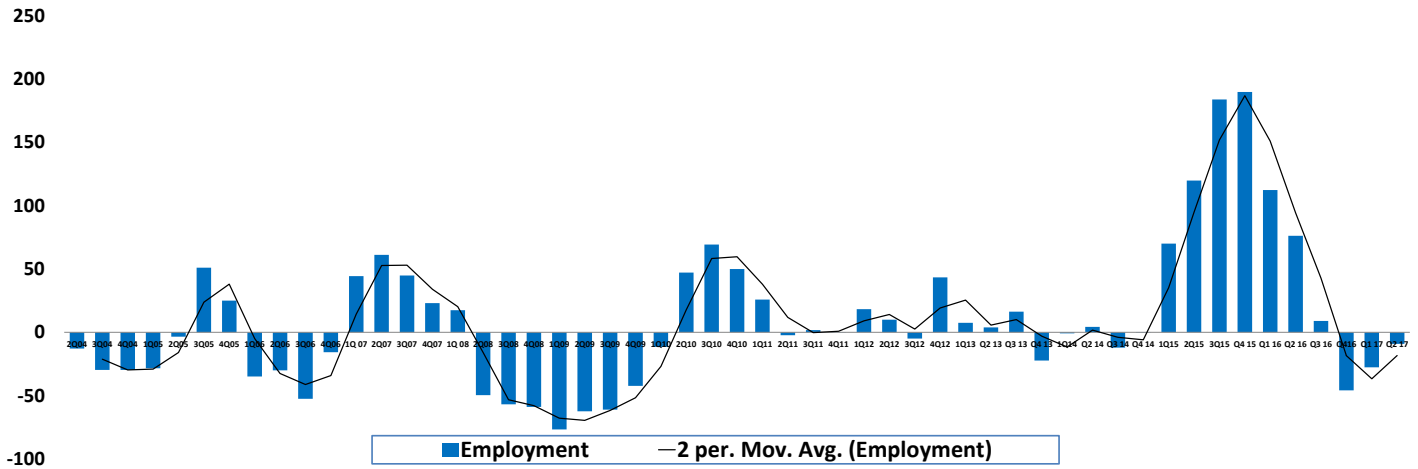
QUARTERLY AVERAGE EMPLOYMENT



- 1.1%

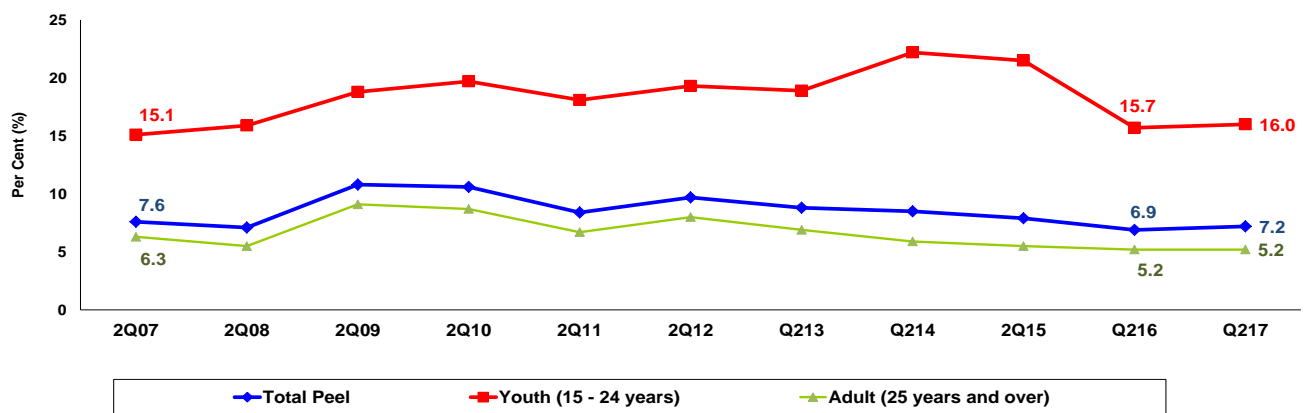
The quarterly average employment (number of residents employed) fell by 9,100 persons, down 1.1%

CHANGE IN QUARTERLY AVERAGE EMPLOYMENT IN PEEL (IN THOUSANDS): 2004 - 2017



Peel's Quarterly average unemployment rate increased in Q2 2017

QUARTERLY AVERAGE UNEMPLOYMENT RATE IN PEEL



Data source: Statistics Canada

LABOUR MARKET CHANGES IN PEEL

SECOND QUARTER 2017

Business Intelligence Centre of Excellence (BICE) | Judith McWhinney (Ext. 4616) | Eucharia Igwe (Ext. 8588)

Highlights of Labour Market Changes in Peel in Q2 2017

SECTORAL CHANGES IN QUARTERLY AVERAGE EMPLOYMENT BY MAJOR INDUSTRIES

GOODS PRODUCING INDUSTRIES



■ 1.5%

SERVICES INDUSTRIES



■ 1.00%

CHANGE IN EMPLOYMENT BY TYPE

FULL TIME



■ 3.3%
-22,300 positions

PART TIME

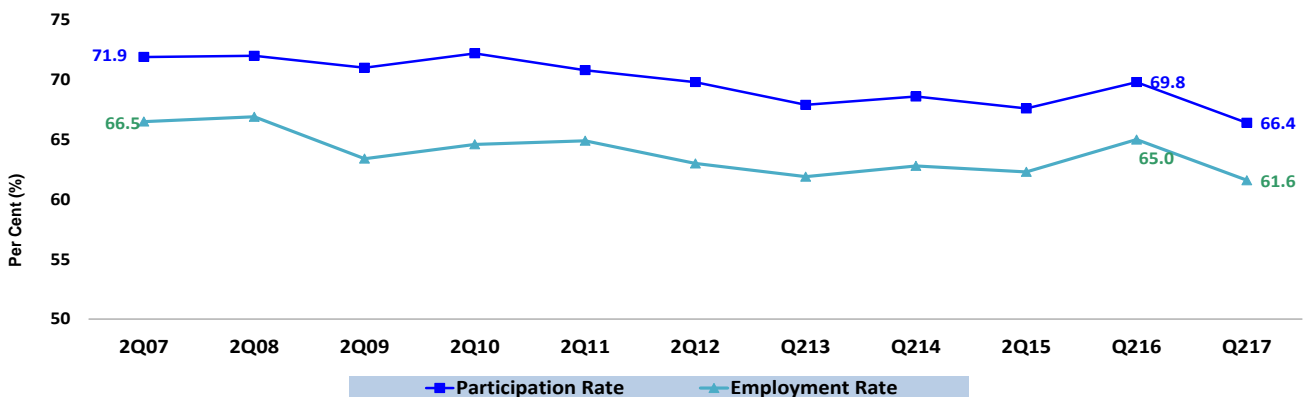


+ 9.6%
13,200 positions

INDICATORS BY AGE GROUPS

AGE	UNEMPLOYMENT RATE	YEAR OVER YEAR CHANGE IN UNEMPLOYMENT RATE (in percentage points)
25+	5.2%	0.0
20-24	13.1%	-0.8
15-19	22.8%	0.3

SELECTED LABOUR MARKET INDICATORS IN PEEL



Data source: Statistics Canada