



Budget 2026

Community Investment







Working with the community to reduce poverty, strengthen services, and build inclusive, resilient communities.



Core services

- **Invest in the Peel Not for Profit sector** by providing \$11.4M in funding in 2023 to address complex social challenges
- Lead efforts in prevention, intervention and housing for **Peel's Anti-Human Sex Trafficking Program**
- Mitigate Poverty in Peel through the **Peel Poverty Reduction Strategy** and **Affordable Transit Program**
- Amplifying the voices of equity-deserving residents and improving **community engagement** practices
- Co-lead **Peel Newcomer Strategy Group** with over 200 local service providers



Interesting facts about this service



13%

Of Peel residents are living in poverty



20%

Of youth (15 to 24) in Peel are unemployed compared to 12% in Ontario



23%

Of Peel's residents experienced food insecurity



1 in 5

Peel households must choose between being able to afford housing or other necessities

Achievements

2024 OMSSA Local Municipal Champion Award

Over 12,000 Peel residents accessed supports through the Wellness Response Assistance Program and **over 900** residents benefitted from the Digital Literacy Program, enhancing access to vital resources while addressing immediate needs.

Peel Youth and Poverty Research Project

Poverty Reduction Initiatives Staff successfully **launched the Youth Advisory Table**, a group of more than 15 youth from diverse backgrounds to inform the Youth and Poverty Project. To date, 28 youth-focused service providers have been interviewed.

2025 CAO Award of Excellence

Community Investment staff assisted in **convening immigration and settlement service providers** to deliver culturally appropriate services to support new asylum claimants during their settlement journey in Canada.

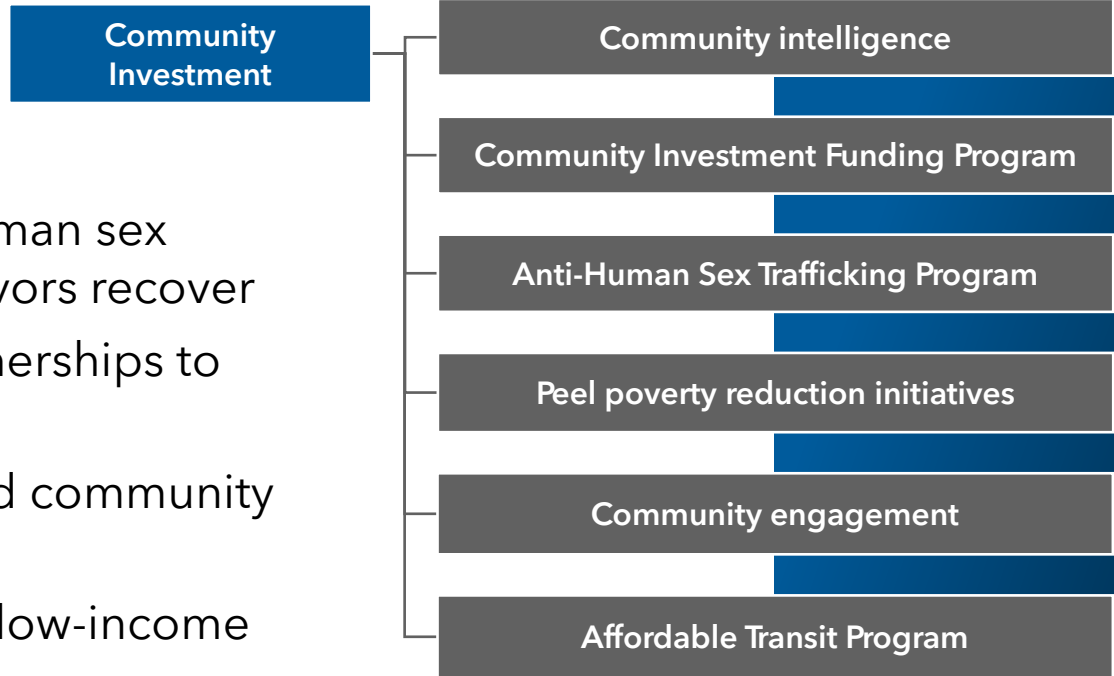
Peel's First Human Trafficking Youth In-Transition Worker

Peel's Anti-Human Sex Trafficking Program **secured annualized Provincial funding to support entrenched youth** to connect to existing supports and resources in Peel as they transition out of care.

Service delivery model

How do we do it

- Investing in the community
- Preventing and reducing human sex trafficking and helping survivors recover
- Advocacy, actions, and partnerships to reduce poverty
- Community partnerships and community engagement
- Access to transportation for low-income individuals



Service levels and trends



34%

Increase in demand for subsidized transit passes

When compared to 2023. Transit passes provided through the Affordable Transit Program.



70%

Year-over-year increase in demand for NFP services

With the largest increases reported by community development and housing organizations.



\$801.56

Increase in average family's food bill

When compared to 2024. In 2025, the average family's annual food bill was \$16,834.



44%

Year-over-year increase in the number of unemployed residents

When compared to 2023, taking the number of unemployed Peel residents to 83,400 in 2024.

Business plan outlook

Planning for the future

- Drive solutions that can mitigate the impacts of poverty in Peel
- Coordinate a systems response to increased immigration and refugees in Peel
- Advocate for resources and greater coordination for Anti-Human Sex Trafficking supports
- Strengthen investment and capacity due to increased demands on NFP's in Peel
- Continue to convene and develop strategies that leverage the broader community sector



Performance measures and results



37%

Of funding was provided to Peel's equity-seeking groups

Groups include black-led, serving, mandated (B3); Indigenous-led, informed, benefitting, or partnering (I4); and other agencies.



957

Front-line staff received human trafficking awareness training

2024 training represents an increase of 157% compared to last year.



34%

Increase in demand for Affordable Transit Program

For discounted transit passes when compared to 2023.



7

Lived experience roundtable consultations held

To improve services and mitigate the impacts of poverty for low-income residents in Peel.



2026 Budget

Operating Budget



Cost containment

Finding efficiencies in the 2026 Budget (in \$ millions)

| | Cost savings | Cost avoidance |
|---------------------------------------|---------------|----------------|
| Savings due to department realignment | \$0.17 | - |
| TOTAL | \$0.17 | - |

Proposed operating budget

| Items | In \$ millions |
|---|----------------|
| 2025 Net Base Budget | \$18.8 |
| Cost to maintain 2025 service level | |
| Inflation: Labour costs/Goods and services | 0.3 |
| Cost containment | (0.2) |
| Sub-total: Cost to maintain 2025 service level | \$0.1 |
| 2026 Service demand | |
| BR # 55: Increase to Community Investment grants to non-profits (1 FTE) | 0.1 |
| Sub-total: 2026 Service demand | \$0.1 |
| 2026 Proposed Net Budget Change from 2025 | \$0.2 |
| Proposed Total 2026 Net Budget | \$19.0 |

Note: Numbers may not add up due to rounding



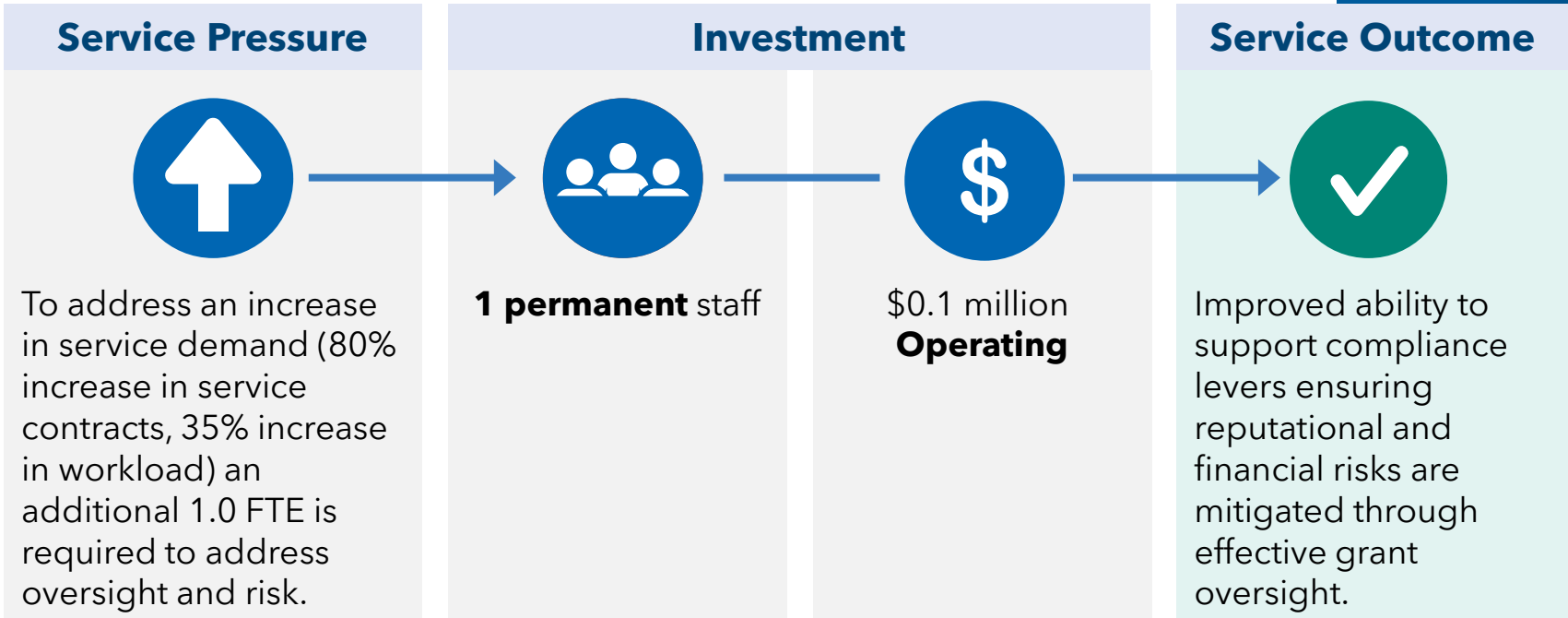


2026 Budget

Budget Requests



Increase staffing to Community Investment Program





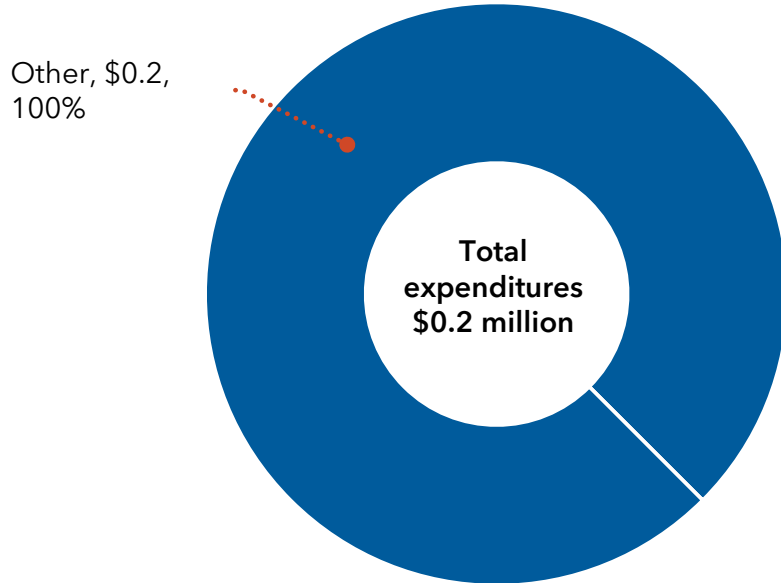
2026 Budget

Capital Budget and Plan



2026 10-year Capital Plan

\$0.2 million



Capital Reserves
\$0.2 million; 100%

Key highlights

- **\$0.2 million** to support with technical and program specific enhancements for the Community Investment Partnership Grants Management system.



Summary of key financial information

Resources to achieve level of service (in \$ millions)

| | 2025 | 2026 |
|------------------------------|--------|--------|
| Total expenditures | \$23.5 | \$23.6 |
| Total revenues | \$4.7 | \$4.6 |
| Net expenditures | \$18.8 | \$19.0 |
| Full-time staffing resources | 34.8 | 35.8 |
| Capital investment | - | \$0.0 |
| 10-year capital investment | - | \$0.2 |

Outlook years (in \$ millions)

| | 2027 | 2028 | 2029 |
|--------------|-------|-------|-------|
| Net increase | \$3.6 | \$2.2 | \$0.2 |
| % Increase | 19.0% | 9.9% | 1.0% |