

COMPOSTING MADE EASY

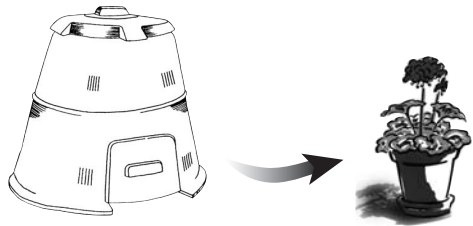
Composting is nature's way of recycling. It is the natural breakdown of organic material into a nutrient-rich soil conditioner called compost. Composting requires only a few minutes a week and can help to reduce your household waste by up to **30 per cent**.

WHAT'S IN IT FOR ME

Compost is nature's fertilizer and is a great addition to your garden.

It provides:

- Improved plant and root growth
- Reduced rate of nutrient release
- Improved soil moisture and water retention
- Improved resistance to wind and water erosion
- Plant disease suppression



LOCATION, LOCATION, LOCATION

Large or small, the size of your yard makes no difference. Simply place your composter on a level surface in contact with the ground, rather than on patio stones or a paved area. This allows for proper drainage and for organisms from the earth to aid in the decomposition process.

Ideally, the composter should be placed in a location that receives adequate sunlight. The warmer the material, the faster it will breakdown. If it is in the shade, do not worry - it will still work, just not as quickly.

WHAT'S IN THE MIX

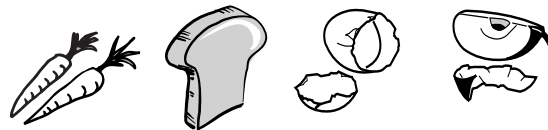
Material from the yard:

- Leaves
- Small amounts of grass clippings
- Garden plants
- Hedge clippings
- Weeds (without seeds)
- Wood shavings
- Straw



Material from the kitchen:

- Fruit and vegetables
- Egg shells
- Tea bags
- Coffee grounds/filters
- Bread
- Rice or pasta without sauce



Do NOT include:

- Meat/fish
- Fats/bones/oils
- Dairy products
- Pet waste/pet litter



HOW TO COMPOST

- Chop material into smaller pieces
- Keep compost material slightly damp
- Turn the material about every three weeks during the summer
- Cover kitchen material with a layer of yard material or soil
- **Do not turn material in winter**

Layering

To make your composter work efficiently, you should layer the materials. Materials can be divided into greens and browns. Green materials include kitchen scraps, grass and plant debris. Brown materials include dry leaves, straw and wood shavings. Start with a layer of brown materials and then alternate layers of green and brown materials throughout your composter. Each layer should be four to six inches deep.

WHAT ABOUT...

Insects/Pests

Visits from animals such as raccoons or squirrels, and insects such as fruit flies, are rare with good composting practices. To eliminate pests, cover deposited kitchen scraps with other green or brown materials. Always make sure you don't place any meats or fatty items into your composter. Following these procedures will eliminate unwanted pests.

Animals

More recent outdoor composters are animal proof with rigid meshed bases and locking lids. Older composters can be made animal-proof by adding a wire mesh base and using a chain or bungee cord to secure the lid.

Odours

A composter that is working well will have a natural or earthy smell. The presence of unpleasant odours can be attributed to improper composting methods.

For more detailed information on composting, visit our Web site at peelregion.ca

THE FINISHED PRODUCT

Finished compost is dark and crumbly in texture and will have a pleasant earth-like smell. The amount of time it takes to produce compost varies from a few months to one year depending on:

- How often the contents are stirred
- Moisture content of the material
- If the material is layered (browns and greens)
- If the material has been chopped into smaller pieces
- Location of the composter

Finished compost can be purchased from the Region of Peel's recycling facilities.

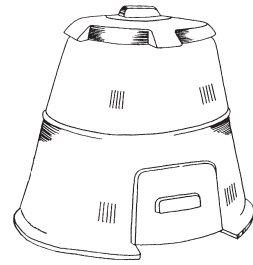
In bulk and bags:

- Battleford Community Recycling Centre
- Brampton Community Recycling Centre
- Caledon Public Waste and Recycling Depot

Delivery can be arranged for orders of five tonnes or more

In bags only:

- Bolton Community Recycling Centre



WHERE TO PURCHASE A BACKYARD COMPOSTER

The Region of Peel currently subsidizes the purchase of backyard composters for residents. Composters are available at several locations across the Region of Peel including:

Battleford Community Recycling Centre
2255 Battleford Rd., Mississauga

Bolton Community Recycling Centre
109 Industrial Rd.(off Regional Road 50),
Bolton

Brampton Community Recycling Centre
395 Chrysler Dr., Brampton

Region of Peel Headquarters
10 Peel Centre Dr., Brampton

Caledon Public Waste and Recycling Depot
Regional Road 24 and McLaren Road,
Caledon

Nurseries in the Region of Peel also sell subsidized backyard composters. For more information on purchasing a backyard composter, call the **WASTELINE**.

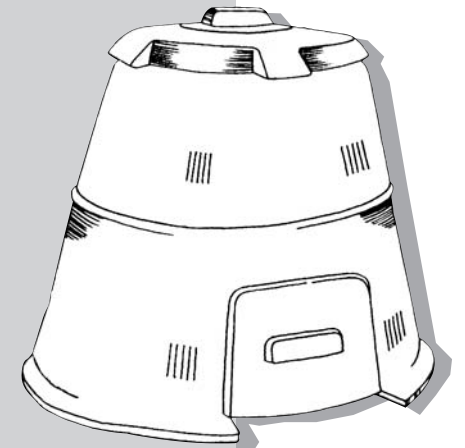
The Region of Peel provides municipal waste management services in the Cities of Brampton and Mississauga and the Town of Caledon.

For information on this or any other waste management program, contact the Region of Peel's **WASTELINE** at **905-791-9499**.

Caledon residents in long-distance areas can call **905-584-2216** free of charge and ask for the **WASTELINE**.

For more information, visit our Web site at peelregion.ca

BACKYARD COMPOSTING MADE EASY



 **Region of Peel**
Working for you