




WATER a n d WASTEWATER Rates



Water bills issued on or after April 1, 2010 will have a water rate increase of 3 per cent. The wastewater rate will increase 7 per cent.


The rate increase works out to an additional \$21 per year for an average household* with both water and wastewater services.



Cost of water and wastewater


Per 10 cubic metres	2009	2010	Difference
Water	\$7.1908	\$7.4066	3%
Wastewater	\$6.1333	\$6.5627	7%
Average increase			5%

* An average household uses approximately 28 cubic metres of water per month.



For residential customers connected to the wastewater system, the wastewater rate is applied to 85 per cent of total metered water usage. This recognizes activities such as lawn watering and swimming pool maintenance, where water is not returned to the wastewater system.

Your Water and Wastewater Bill



Water bills are based on water that is supplied, which is measured using a water meter in your home. This means that you are only billed for the amount of water measured through your meter.

What Your Rates Pay For

The Region of Peel operates and maintains two water and two wastewater treatment facilities, 16 municipal wells, 39 pumping stations, 21 reservoirs and over 6,500 kilometres of watermain and wastewater pipes.

The rate also covers:

- treatment and delivery of water
- collection and treatment of wastewater
- thousands of water sample tests that ensure the highest standard of water quality
- accuracy of over 290,000 water meters and regular meter readings
- capital infrastructure program and reserve funds to meet the needs of growth and to invest in infrastructure state-of-good-repair
- support for local Conservation Authorities that help protect our natural environment

For more information on 2010 water and wastewater rates, call 905-791-8711 or visit www.peelregion.ca/waterbills.



WATER and WASTEWATER Rates